

CARS - MOTORCYCLES - RALLY

**RIDER BRIEFING.**

# WELCOME TO PEMBREY CIRCUIT

Has everybody read & signed the Tracdayz documents?

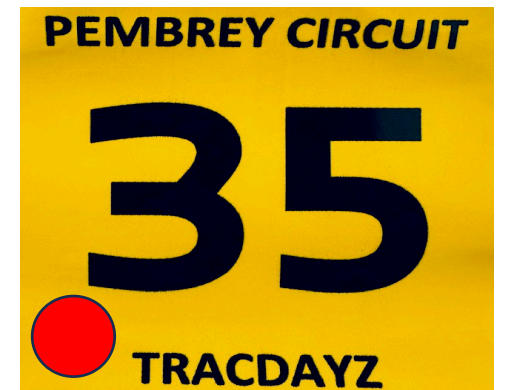


Has everyone received an armband?



Has everyone received a vehicle sticker?


On leaving the briefing room you will receive an attendance sticker to be placed on your track day number plate.





**PEMBREY CIRCUIT**

# **DISCLAIMER**



**CARS - MOTORCYCLES - RALLY**

**MOTORSPORTS CAN BE DANGEROUS AND MAY INVOLVE INJURY OR DEATH.**

**I have read, signed and understood the Tracdayz Documents and will comply with all circuit regulations plus any supplemental regulations and final instructions for this event given by the organiser and / or venue owner.**

# MEET THE TEAM

**DANIEL DAVIES - OPERATIONS**

**PEMBREY STAFF**

**LAURA BIRKITT - ADMIN.**

**INSTRUCTORS**

**JOHN JENKINS**

**DEAN EVANS**

**ADE WALBRIDGE**

**TONY DAVIES**

**LEE DAVIES**

**TRAVELLING MARSHALS**

**MICHAEL REES**

**PAUL WILLIAMS**

**RICHARD HAGUE**

**CANDY MORRIS**

**TECHNICAL SUPPORT**

**RECOVERY & PADDOCK**

**WILL BIRCHELL**

**DEAN WESTYRE**

**ROBBY ALEXANDER**

**MEDICAL SERVICES - PEMBREY CIRCUIT PARAMEDIC MEDICAL TEAM.**

**MARSHALLING - PEMBREY TRACK DAY MARSHAL'S - THE GUYS AND GALS IN ORANGE.**



# ASSEMBLY AREA



**Your sessions will start from the Assembly Area situated at the bottom end of the paddock.**

**You will be required to show your wristband to the assembly marshal.**

**Your motorcycle No. plate sticker must be attached on the front or right hand-side of your motorcycle.**

**Your briefing attendance sticker must be attached on your motorcycle No plate sticker.**

**Your vehicle exhaust will be checked i.e. baffle fitted etc.**

**The Event Controller will call your group via the PA system.**

**At the appropriate time you will be directed either straight on to the circuit or down the pit lane for the commencement of your session.**

# SIGHTING LAPS

**On the first session of each group, you will receive a familiarisation lap behind the motorcycle track day Travelling Marshals.**

**This is to ensure you are familiar with the entry & exit of the circuit and the marshalling posts which are operational on the day.**

**You will then have a further 2 tyre warm up laps behind the Travelling Marshals, NO OVERTAKING !!!**

**Your session will then commence.**

**Thereafter**

**2 Laps tyre warm up No Overtaking.**

# ACCESSING THE CIRCUIT

**Entry to the circuit is via the Assembly Area situated at the Top end of the paddock.**

**You may then be directed down the pit lane entry, having obeyed lights or signal from a marshal.**

**Check for other vehicles on the circuit and keep to the entry side of the track until well clear of the pits.**



# EXITING THE CIRCUIT

**Only leave the circuit at the pit lane entry, or as directed by the marshals.**

**Signal your intention to leave the circuit on approach of Carters Curve, using indicators if fitted or raising an arm or leg.**

**Continue signalling until you have exited the circuit.**





# **STOPPING ON THE CIRCUIT**

**Only stop in case of mechanical breakdown or a signal to do so from a marshal.**

**If forced to stop on the circuit or a run-off area, park as safely as possible, far from the track and preferably behind a barrier.**

**All participants must move behind safety barriers or on top the tyre wall.**

**Obey any instructions given by the marshals.**

# OVERTAKING

**Stay aware of your fellow participants at all times.**

**Allow plenty of room between yourselves and other riders when overtaking.**

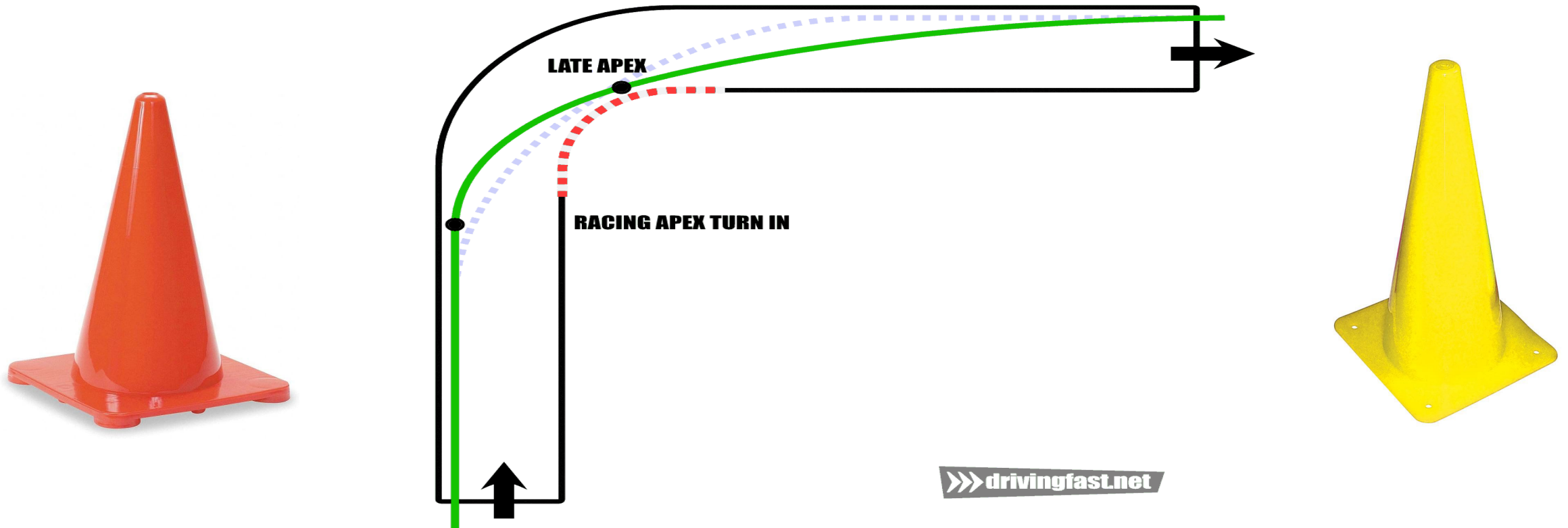
**Be courteous to other riders.**

**Failure to comply with these regulations may result in exclusion from participation.**



# MARKER CONES

Turning and Apex cones are situated around the circuit to assist you with the racing line.



# FLAG SIGNALS / LIGHTS



# **YELLOW FLAG / LIGHTS**

**Track hazard.**

**Slow down.**

**Prepare to stop.**

**No overtaking.**



# RED FLAG / LIGHTS

**Major Incident, the session has been stopped.**

**Reduce your speed, prepare to stop and/or return to the paddock as instructed by the marshals.**

**Do not stop at the incident.**

**Be aware the track may be blocked and emergency vehicles may be attending the incident.**



# **GREEN FLAG / LIGHTS**

**The Circuit is clear,  
you can safely  
access the Circuit.**



# STRIPED RED / YELLOW FLAG

**Beware!**

**Track condition has changed.**

**This may only be shown for a couple of laps.**

**When withdrawn it does not mean that the track has returned to its original condition.**





# BLACK FLAG

**You MUST slow down and return to the pits at the end of the lap.**

**Report to Track Steward.**

**Your vehicle number may be displayed on the start / finish line.**




# CHEQUERED FLAG

**Only shown on the Start / Finish  
line when the session is over.**

**Slow down, No overtaking**

**Complete the remainder of the  
lap to the circuit exit point  
or as directed.**



# CIRCUIT CONDUCT

**Racing or driving too close to other vehicles is not permitted.**

**At all times you must drive in a manner conducive to general safety.**

**Please be courteous to your fellow participants.**



# **NOISE REGULATIONS**

**Any motorcycle using the circuit must comply with a Maximum noise emissions level of 96.0dba.**

**Testing procedures are done by DRIVE - BY testing.**

**Motorcycles must be presented to the assembly with baffles fitted.**

**Refunds cannot be offered should your bike fails the noise test.**

**Baffles and db killers may available at technical support.**

**Additional baffles and/or db killers must be securely fitted and at your own risk.**



# RIDERS MUST



**Wear suitable approved motorsport helmet, footwear and gloves.**

**Wear full one-piece leathers and these must be fit for purpose.**

**(or appropriate Two Piece leathers with 360 zip.)**

**Wear an approved back protector or air leathers.**

**Have a brake guard fitted.**

**Fix their vehicle identification sticker on the right-hand side of the motorcycle.**

**Not drive while under the influence of alcohol or intoxicating drugs.**

**Not smoke in the pits or on the circuit – it is a fire risk.**

**Not eat, drink or chew gum on the circuit.**

**Not conduct any timing procedures.**

# REMEMBER

**Circuit activities start at approximately 9am and there is limited access to paddock area thereafter.**

**You must not bring animals into the circuit.**

**Please supervise children carefully.**

**Do not exceed 15mph on any service road or in the paddock.**

**Refuel only in the designated area.**

**Cold tyres have less grip, please drive carefully for at least the first couple of laps to warm your tyres.**

**Grass has less adhesion than tarmac.**

**Stay within the track limits.**

# OPENING TIMES

**Access will be available from 6pm till 11pm on the evening prior to the event.**

Please show your Track day paper work to our member of staff to gain entry.

**Circuit gates will reopen @ 7.00am on the day.**

**Restaurant Opens 8.00am**

**Briefing 8.45am**

**Lunch break 12.30pm - 1.30pm**

**Lunch served from 12.00pm - 2.00pm**

**Bike Track day ends at 5.00pm**

**Circuit gates close 6.00pm (on last Day)**



# **RUNNING TIMES**

**Track sessions start 9.15am**

**Circuit Configuration – National**

**Sighting laps + Group 1 • Sighting laps + Group 2 • Sighting laps + Group 3**

**20 min sessions per group**

**Restart 1.30pm**

**Group 1 • Group 2 • Group 3**

**20min sessions each group**

**Finish 5.00pm**


**All times are subject to change  
re - incidents and recovery protocols.**



# MOST IMPORTANTLY....

## Have an enjoyable day at Pembrey Circuit.

### We'll see you in the Assembly Area.



CARS - MOTORCYCLES - RALLY

