



WELSH SPORTS & SALOON CAR CHAMPIONSHIP



Endurance North
Oulton Park International
25th April 2026



SPORTS TIMING

TIMING SOLUTIONS LTD

Timing & Results Provided by Timing Solutions Ltd

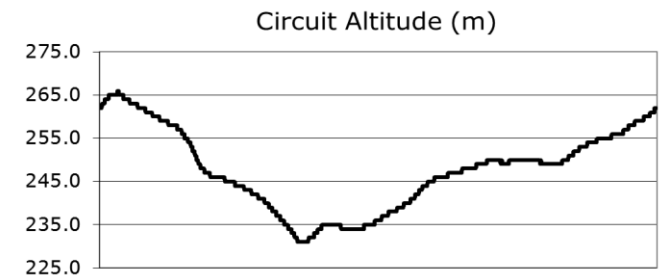
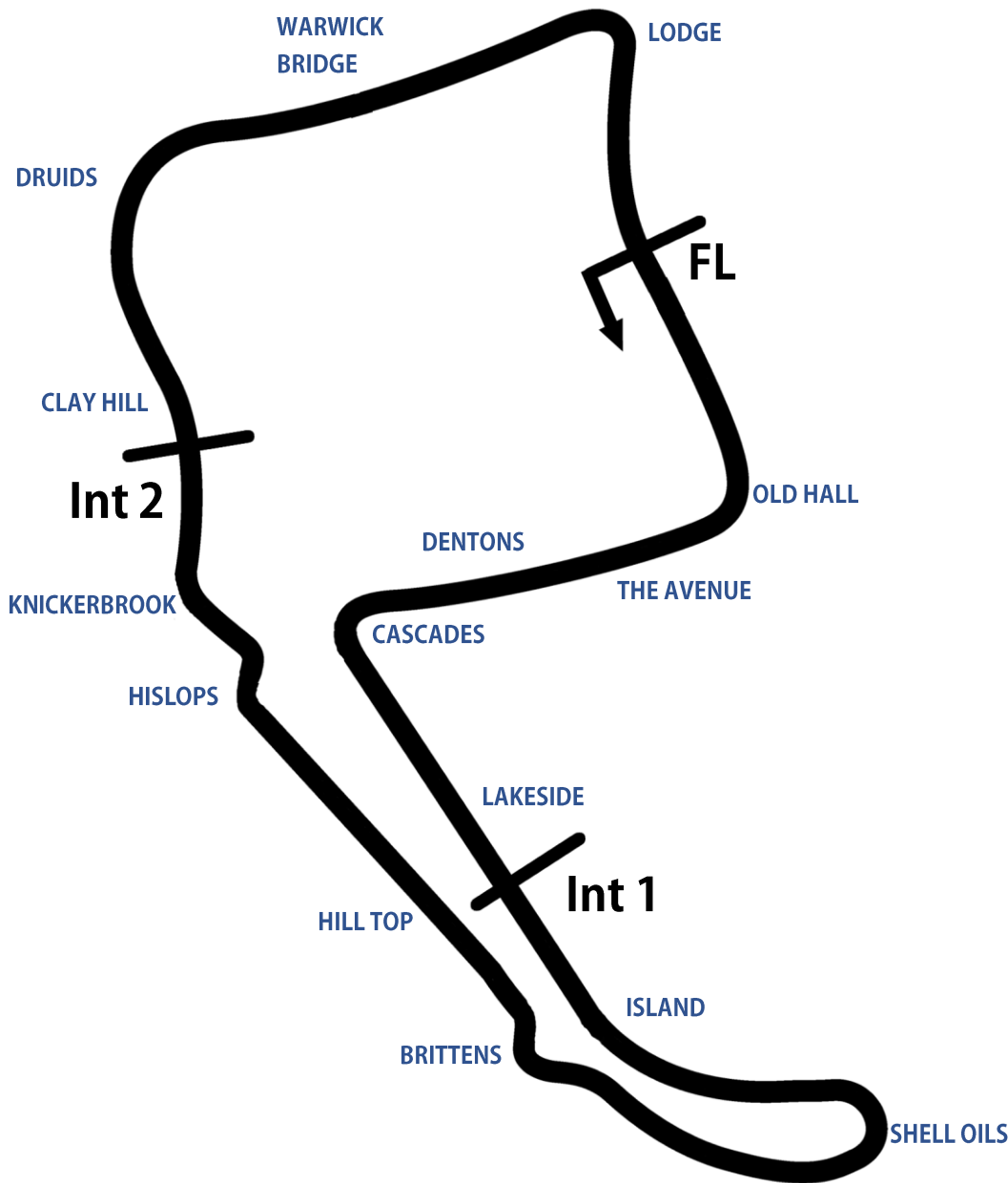
www.tsl-timing.com



OultonPark

Oulton Park International Circuit

Little Budworth, Tarporley, Cheshire, UK



Length	2.6920 miles 4.332 km 4332.4m		
FL		53.17997 N	2.61294 W
Int 1	1163m	53.17248 N	2.61631 W
Int 2	3066m	53.17830 N	2.62040 W
Pit Entry	4314m	53.18011 N	2.61306 W
Pit Exit	180m after FL	53.17836 N	2.61232 W
Pit Entry - Pit Exit	199m, 14.3s @ 50kph, 11.9s @ 60kph		

Endurance North - 25th April 2026 - Oulton Park International
 Welsh Sports and Saloon Car Championship (Inc CNC Classes E, F)
QUALIFYING - RACE 3 - CLASSIFICATION



POS	NO	CL	PIC	NAME	ENTRY	TIME	ON	LAPS	GAP	DIFF	MPH
1	63*	Inv (W)	1	Kirk ARMITAGE	BMW M2 Competition	1:53.314	9	9			85.52
2	70	5 (W)	1	Fabio LUFFARELLI	Volkswagen Corrado	1:57.595	5	5	4.281	4.281	82.41
3	2	E (CNC)	1	Matt HIBBERT	Honda Civic Type R EP3	1:57.836	4	4	4.522	0.241	82.24
4	40	2 (W)	1	James HARVEY	Porsche Boxster S	1:58.383	8	8	5.069	0.547	81.86
5	19	Inv (W)	2	Colin DUNN	Renault Clio 172	1:59.690	6	6	6.376	1.307	80.97
6	2	E (CNC)	2	Richard HIBBERT	Honda Civic Type R	2:00.585	3	4	7.271	0.895	80.36
7	30	F (CNC)	1	Robert WAKELIN	Honda Civic	2:01.743	6	6	8.429	1.158	79.60
8	26	F (CNC)	2	Louie DOBSON	Honda Civic	2:01.793	5	5	8.479	0.050	79.57
9	17	2 (W)	2	Tom FOWLER	Mazda RX8	2:03.443	7	8	10.129	1.650	78.50
10	9	E (CNC)	3	Cavan TAYLOR	Renault Clio 200	2:03.831	7	7	10.517	0.388	78.26
11	131*	E (CNC)	4	Howard HUNT	MG ZS180	2:04.196	4	8	10.882	0.365	78.03
12	84	E (CNC)	5	Peter KOUKOULAS	Toyota MR2 Roadster	2:08.765	5	8	15.451	4.569	75.26
13	91	F (CNC)	3	Jonathan LEE	Mini Cooper	2:09.099	7	8	15.785	0.334	75.06
14	777	E (CNC)	6	Joshua DACRES	MG ZR 170	2:09.530	4	7	16.216	0.431	74.81
15	14	2 (W)	3	Ceredig WILLIAMS	Volkswagon Scirocco	2:12.677	7	7	19.363	3.147	73.04
16	21	2 (W)	4	Graham HUXTER	Renault Clio 172	2:15.434	6	6	22.120	2.757	71.55
17	67	E (CNC)	7	Brian GILSENAN	Renault CLIO 182	2:18.135	4	4	24.821	2.701	70.15
18	53*	1 (W)	1	Verity BANKS	Renault Clio	2:20.327	4	6	27.013	2.192	69.06
19	8	3 (W)	1	Wayne SPILLER	Seat Leon Cup Racer			5			
20	24	5 (W)	2	Tyrone LUFFARELLI	Mini Saloon			1			

Cars 14, 17 & 84 - Still no working transponders - NCR Ch.12 App.6 Art.2.2 refers.
 No. 53, 63 - 1 Lap time disallowed; exceeding track limits.
 No. 131 - 2 Lap times disallowed; exceeding track limits.

Weather / Track : Bright / Dry

These results are provisional until the conclusion of any judicial and technical matters.

Date: 25/04/2026 Start: 11:04 Finish: 11:27

Oulton Park International: 2.6920 miles

Clerk Of Course: Andrew Barron

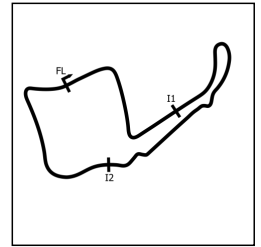
Timekeeper: Sarah Evans



Endurance North - 25th April 2026 - Oulton Park International

Welsh Sports and Saloon Car Championship (Inc CNC Classes E, F)

QUALIFYING - RACE 3 - SECTOR ANALYSIS



SECTOR 1 = FL to I1, SECTOR 2 = I1 to I2, SECTOR 3 = I2 to FL, DIFF = Difference To Personal Best Lap, P = Crossed Finish Line in Pit Lane, D = Time Disallowed

P1 63 Inv (W) Kirk ARMITAGE		BMW M2 Competition					
IDEAL LAP TIME : 1:53.218		BEST LAP TIME : 1:53.314		DIFFERENCE : 0.096			
LAP	SECTOR 1	SECTOR 2	SECTOR 3	LAP TIME	MPH	DIFF	TIME OF DAY
1 -	OUTLAP	1:03.328	33.511				11:06:37.584
2 -	29.198	55.729	32.877	1:57.804	82.26	4.490	11:08:35.388
3 -	28.193	55.284	32.204	1:55.681	83.77	2.367	11:10:31.069
4 -	28.227	55.428	31.593	1:55.248	84.09	1.934	11:12:26.317
5 -	27.961	57.664	31.933	1:57.558 D	82.43	4.244	11:14:23.875
6 -	28.369	54.662	31.350	1:54.381 (2)	84.72	1.067	11:16:18.256
7 -	OUTLAP	58.658	32.921	8:09.076	19.81	6:15.762	11:24:27.332
8 -	28.193	54.970	31.321	1:54.484 (3)	84.65	1.170	11:26:21.816
9 -	27.558	54.339	31.417	1:53.314 (1)	85.52		11:28:15.130

P2 70 5 (W) Fabio LUFFARELLI		Volkswagen Corrado					
IDEAL LAP TIME : 1:56.982		BEST LAP TIME : 1:57.595		DIFFERENCE : 0.613			
LAP	SECTOR 1	SECTOR 2	SECTOR 3	LAP TIME	MPH	DIFF	TIME OF DAY
1 -	OUTLAP	1:18.432	37.896				11:07:40.230
2 -	30.991	1:03.911	37.470	2:12.372	73.21	14.777	11:09:52.602
3 -	29.855	57.859	32.394	2:00.108 (3)	80.68	2.513	11:11:52.710
4 -	29.964	57.524	31.937	1:59.425 (2)	81.14	1.830	11:13:52.135
5 -	28.752	56.293	32.550	1:57.595 (1)	82.41		11:15:49.730
6 -	29.199	1:15.389					

P3 2 E (CNC) Matt HIBBERT		Honda Civic Type R EP3					
IDEAL LAP TIME : 1:57.836		BEST LAP TIME : 1:57.836		DIFFERENCE : 0.000			
LAP	SECTOR 1	SECTOR 2	SECTOR 3	LAP TIME	MPH	DIFF	TIME OF DAY
1 -	OUTLAP	58.446	33.215				11:16:24.433
2 -	OUTLAP	1:00.578	33.438	8:15.830	19.54	6:17.994	11:24:40.263
3 -	29.353	1:08.208	33.273	2:10.834 (2)	74.07	12.998	11:26:51.097
4 -	28.838	56.473	32.525	1:57.836 (1)	82.24		11:28:48.933

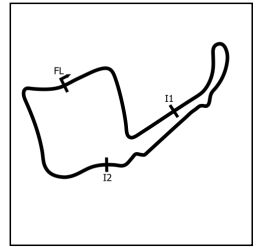
P4 40 2 (W) James HARVEY		Porsche Boxster S					
IDEAL LAP TIME : 1:58.136		BEST LAP TIME : 1:58.383		DIFFERENCE : 0.247			
LAP	SECTOR 1	SECTOR 2	SECTOR 3	LAP TIME	MPH	DIFF	TIME OF DAY
1 -	OUTLAP	1:10.589	35.740				11:07:00.240
2 -	32.432	1:00.053	34.604	2:07.089	76.25	8.706	11:09:07.329
3 -	31.035	58.660	33.423	2:03.118	78.71	4.735	11:11:10.447
4 -	30.399	58.103	33.469	2:01.971	79.45	3.588	11:13:12.418
5 -	30.200	57.258	33.040	2:00.498 (3)	80.42	2.115	11:15:12.916
6 -	OUTLAP	1:02.268	35.517	9:13.587	17.50	7:15.204	11:24:26.503
7 -	29.195	57.933	32.406	1:59.534 (2)	81.07	1.151	11:26:26.037
8 -	29.060	56.789	32.534	1:58.383 (1)	81.86		11:28:24.420

P5 19 Inv (W) Colin DUNN		Renault Clio 172					
IDEAL LAP TIME : 1:59.690		BEST LAP TIME : 1:59.690		DIFFERENCE : 0.000			
LAP	SECTOR 1	SECTOR 2	SECTOR 3	LAP TIME	MPH	DIFF	TIME OF DAY
1 -	OUTLAP	1:13.981	41.448				11:07:51.965
2 -	32.457	1:05.843	36.643	2:14.943 (3)	71.81	15.253	11:10:06.908
3 -	36.270	1:00.296	38.287	2:14.853 (2)	71.86	15.163	11:12:21.761
4 -	38.365	1:12.059	39.186	2:29.610	64.77	29.920	11:14:51.371
5 -	OUTLAP	1:07.978	39.386	10:13.083	15.80	8:13.393	11:25:04.454
6 -	29.466	57.850	32.374	1:59.690 (1)	80.97		11:27:04.144

Endurance North - 25th April 2026 - Oulton Park International

Welsh Sports and Saloon Car Championship (Inc CNC Classes E, F)

QUALIFYING - RACE 3 - SECTOR ANALYSIS



SECTOR 1 = FL to I1, SECTOR 2 = I1 to I2, SECTOR 3 = I2 to FL, DIFF = Difference To Personal Best Lap, P = Crossed Finish Line in Pit Lane, D = Time Disallowed

P6		2 E (CNC) Richard HIBBERT		Honda Civic Type R			
IDEAL LAP TIME : 2:00.585		BEST LAP TIME : 2:00.585		DIFFERENCE : 0.000			
LAP	SECTOR 1	SECTOR 2	SECTOR 3	LAP TIME	MPH	DIFF	TIME OF DAY
1 -	OUTLAP	1:03.255	35.433				11:06:35.818
2 -	31.191	58.467	34.264	2:03.922 (2)	78.20	3.337	11:08:39.740
3 -	29.967	57.320	33.298	2:00.585 (1)	80.36		11:10:40.325
4 -	30.171	57.688	IN PIT	2:05.360 P	77.30	4.775	11:12:45.685

P7		30 F (CNC) Robert WAKELIN		Honda Civic			
IDEAL LAP TIME : 2:01.743		BEST LAP TIME : 2:01.743		DIFFERENCE : 0.000			
LAP	SECTOR 1	SECTOR 2	SECTOR 3	LAP TIME	MPH	DIFF	TIME OF DAY
1 -	OUTLAP	1:07.553	37.155				11:06:43.865
2 -	32.122	1:01.367	39.446	2:12.935 (3)	72.90	11.192	11:08:56.800
3 -	32.578	1:00.842	34.612	2:08.032 (2)	75.69	6.289	11:11:04.832
4 -	31.068	59.756	IN PIT	2:15.109 P	71.72	13.366	11:13:19.941
5 -	OUTLAP	1:04.820	35.422	11:10.955	14.44	9:09.212	11:24:30.896
6 -	30.714	57.873	33.156	2:01.743 (1)	79.60		11:26:32.639
7 -	30.730	1:07.825					

P8		26 F (CNC) Louie DOBSON		Honda Civic			
IDEAL LAP TIME : 2:01.484		BEST LAP TIME : 2:01.793		DIFFERENCE : 0.309			
LAP	SECTOR 1	SECTOR 2	SECTOR 3	LAP TIME	MPH	DIFF	TIME OF DAY
1 -	OUTLAP	1:08.595	38.601				11:06:42.599
2 -	36.125	1:08.459	37.582	2:22.166 (3)	68.16	20.373	11:09:04.765
3 -	36.360	1:09.659	38.631	2:24.650	66.99	22.857	11:11:29.415
4 -	30.691	58.915	33.551	2:03.157 (2)	78.69	1.364	11:13:32.572
5 -	30.010	58.089	33.694	2:01.793 (1)	79.57		11:15:34.365
6 -	29.844	4:23.331					

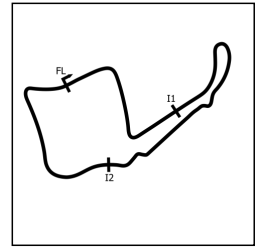
P9		17 2 (W) Tom FOWLER		Mazda RX8			
IDEAL LAP TIME : 2:03.316		BEST LAP TIME : 2:03.443		DIFFERENCE : 0.127			
LAP	SECTOR 1	SECTOR 2	SECTOR 3	LAP TIME	MPH	DIFF	TIME OF DAY
1 -	OUTLAP						11:07:27.190
2 -	34.942	1:01.415	34.901	2:11.258	73.83	7.815	11:09:38.448
3 -	31.439			2:08.269	75.55	4.826	11:11:46.717
4 -	31.511			2:05.695 (3)	77.10	2.252	11:13:52.412
5 -	30.504			2:04.248 (2)	77.99	0.805	11:15:56.660
6 -		1:06.006	35.120	8:41.915	18.56	6:38.472	11:24:38.575
7 -	30.392	58.991	34.060	2:03.443 (1)	78.50		11:26:42.018
8 -	31.168			2:14.430	72.09	10.987	11:28:56.448

P10		9 E (CNC) Cavan TAYLOR		Renault Clio 200			
IDEAL LAP TIME : 2:03.585		BEST LAP TIME : 2:03.831		DIFFERENCE : 0.246			
LAP	SECTOR 1	SECTOR 2	SECTOR 3	LAP TIME	MPH	DIFF	TIME OF DAY
1 -	OUTLAP	1:11.723	37.503				11:07:37.442
2 -	34.549	1:06.997	42.261	2:23.807 (3)	67.39	19.976	11:10:01.249
3 -	31.030	1:05.992	IN PIT	2:18.157 P	70.14	14.326	11:12:19.406
4 -	OUTLAP	1:00.819	34.266	3:09.313	51.19	1:05.482	11:15:28.719
5 -	OUTLAP	1:01.031	34.695	8:55.529	18.09	6:51.698	11:24:24.248
6 -	30.615	59.934	33.788	2:04.337 (2)	77.94	0.506	11:26:28.585
7 -	30.576	59.221	34.034	2:03.831 (1)	78.26		11:28:32.416

Endurance North - 25th April 2026 - Oulton Park International

Welsh Sports and Saloon Car Championship (Inc CNC Classes E, F)

QUALIFYING - RACE 3 - SECTOR ANALYSIS



SECTOR 1 = FL to I1, SECTOR 2 = I1 to I2, SECTOR 3 = I2 to FL, DIFF = Difference To Personal Best Lap, P = Crossed Finish Line in Pit Lane, D = Time Disallowed

P11	131 E (CNC)	Howard HUNT	MG ZS180
IDEAL LAP TIME : 2:00.400	BEST LAP TIME : 2:04.196	DIFFERENCE : 3.796	

LAP	SECTOR 1	SECTOR 2	SECTOR 3	LAP TIME	MPH	DIFF	TIME OF DAY
1 -	OUTLAP	1:08.428	35.409				11:07:32.954
2 -	32.328	1:00.536	33.683	2:06.547	76.58	2.351	11:09:39.501
3 -	30.969	1:01.089	33.928	2:05.986 (3)	76.92	1.790	11:11:45.487
4 -	31.068	59.626	33.502	2:04.196 (1)	78.03		11:13:49.683
5 -	30.665	1:00.460	33.606	2:04.731 (2)	77.69	0.535	11:15:54.414
6 -	OUTLAP	1:00.884	34.728	8:34.334	18.84	6:30.138	11:24:28.748
7 -	30.137	57.929	32.854	2:00.920 D	80.14		11:26:29.668
8 -	29.617	58.542	33.773	2:04.932 D	79.48		11:28:31.600

P12	84 E (CNC)	Peter KOUKOULAS	Toyota MR2 Roadster
IDEAL LAP TIME :	BEST LAP TIME : 2:08.765	DIFFERENCE :	

LAP	SECTOR 1	SECTOR 2	SECTOR 3	LAP TIME	MPH	DIFF	TIME OF DAY
1 -							11:06:47.387
2 -				2:13.211	72.75	4.446	11:09:00.598
3 -				2:09.025 (2)	75.11	0.260	11:11:09.623
4 -				2:09.948	74.57	1.183	11:13:19.571
5 -				2:08.765 (1)	75.26		11:15:28.336
6 -				9:00.441	17.93	6:51.676	11:24:28.777
7 -				2:10.926	74.02	2.161	11:26:39.703
8 -				2:09.588 (3)	74.78	0.823	11:28:49.291

P13	91 F (CNC)	Jonathan LEE	Mini Cooper
IDEAL LAP TIME : 2:09.099	BEST LAP TIME : 2:09.099	DIFFERENCE : 0.000	

LAP	SECTOR 1	SECTOR 2	SECTOR 3	LAP TIME	MPH	DIFF	TIME OF DAY
1 -	OUTLAP	1:14.184	39.681				11:06:58.478
2 -	34.249	1:05.514	37.222	2:16.985	70.74	7.886	11:09:15.463
3 -	32.726	1:02.914	36.741	2:12.381	73.20	3.282	11:11:27.844
4 -	31.831	1:03.262	36.573	2:11.666	73.60	2.567	11:13:39.510
5 -	31.890	1:02.182	36.390	2:10.462 (3)	74.28	1.363	11:15:49.972
6 -	OUTLAP	1:03.587	37.015	8:43.235	18.52	6:34.136	11:24:33.207
7 -	31.537	1:01.592	35.970	2:09.099 (1)	75.06		11:26:42.306
8 -	31.689	1:02.017	36.220	2:09.926 (2)	74.59	0.827	11:28:52.232

P14	777 E (CNC)	Joshua DACRES	MG ZR 170
IDEAL LAP TIME : 2:09.135	BEST LAP TIME : 2:09.530	DIFFERENCE : 0.395	

LAP	SECTOR 1	SECTOR 2	SECTOR 3	LAP TIME	MPH	DIFF	TIME OF DAY
1 -	OUTLAP	1:12.108	36.359				11:07:34.868
2 -	32.643	1:07.152	37.756	2:17.551	70.45	8.021	11:09:52.419
3 -	33.785	1:03.613	35.830	2:13.228	72.74	3.698	11:12:05.647
4 -	32.404	1:01.441	35.685	2:09.530 (1)	74.81		11:14:15.177
5 -	32.560	1:02.058	36.190	2:10.808 (3)	74.08	1.278	11:16:25.985
6 -	OUTLAP	1:04.193	36.110	8:24.518	19.20	6:14.988	11:24:50.503
7 -	32.208	1:02.620	35.486	2:10.314 (2)	74.36	0.784	11:27:00.817

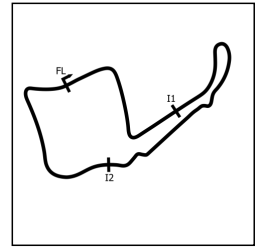
P15	14 2 (W)	Ceredig WILLIAMS	Volkswagon Scirocco
IDEAL LAP TIME : 2:11.589	BEST LAP TIME : 2:12.677	DIFFERENCE : 1.088	

LAP	SECTOR 1	SECTOR 2	SECTOR 3	LAP TIME	MPH	DIFF	TIME OF DAY
1 -	OUTLAP	1:12.618	39.473				11:07:29.605
2 -	37.186	1:09.550	39.235	2:25.971	66.39	13.294	11:09:55.576
3 -	35.230	1:05.719	38.672	2:19.621	69.41	6.944	11:12:15.197
4 -	33.239	1:03.661	36.563	2:13.463 (3)	72.61	0.786	11:14:28.660
5 -	32.957	1:04.446	36.041	2:13.444 (2)	72.62	0.767	11:16:42.104
6 -	OUTLAP	1:08.280	35.521	8:15.710	19.55	6:03.033	11:24:57.814
7 -	32.407	1:04.518	35.752	2:12.677 (1)	73.04		11:27:10.491

Endurance North - 25th April 2026 - Oulton Park International

Welsh Sports and Saloon Car Championship (Inc CNC Classes E, F)

QUALIFYING - RACE 3 - SECTOR ANALYSIS



SECTOR 1 = FL to I1, SECTOR 2 = I1 to I2, SECTOR 3 = I2 to FL, DIFF = Difference To Personal Best Lap, P = Crossed Finish Line in Pit Lane, D = Time Disallowed

P16 21 2 (W) Graham HUXTER		Renault Clio 172					
IDEAL LAP TIME : 2:15.434		BEST LAP TIME : 2:15.434		DIFFERENCE : 0.000			
LAP	SECTOR 1	SECTOR 2	SECTOR 3	LAP TIME	MPH	DIFF	TIME OF DAY
1 -	OUTLAP	1:15.615	44.737				11:07:27.693
2 -	38.312	1:08.649	40.599	2:27.560	65.67	12.126	11:09:55.253
3 -	34.481	1:06.158	39.264	2:19.903 (2)	69.27	4.469	11:12:15.156
4 -	35.080	1:06.410	38.476	2:19.966 (3)	69.24	4.532	11:14:35.122
5 -	OUTLAP	1:08.055	39.299	10:31.705	15.34	8:16.271	11:25:06.827
6 -	34.009	1:03.594	37.831	2:15.434 (1)	71.55		11:27:22.261

P17 67 E (CNC) Brian GILSENAN		Renault CLIO 182					
IDEAL LAP TIME : 2:18.135		BEST LAP TIME : 2:18.135		DIFFERENCE : 0.000			
LAP	SECTOR 1	SECTOR 2	SECTOR 3	LAP TIME	MPH	DIFF	TIME OF DAY
1 -	OUTLAP	1:17.564	44.324				11:07:22.431
2 -	42.412	1:08.606	41.214	2:32.232 (3)	63.66	14.097	11:09:54.663
3 -	33.896	1:07.213	43.625	2:24.734 (2)	66.95	6.599	11:12:19.397
4 -	33.164	1:06.475	38.496	2:18.135 (1)	70.15		11:14:37.532
5 -	33.683	1:11.338					

P18 53 1 (W) Verity BANKS		Renault Clio					
IDEAL LAP TIME : 2:17.351		BEST LAP TIME : 2:20.327		DIFFERENCE : 2.976			
LAP	SECTOR 1	SECTOR 2	SECTOR 3	LAP TIME	MPH	DIFF	TIME OF DAY
1 -	OUTLAP	1:14.979	42.155				11:07:26.203
2 -	37.341	1:08.804	40.814	2:26.959 (3)	65.94	6.632	11:09:53.162
3 -	34.565	1:07.475	39.168	2:21.208 (2)	68.63	0.881	11:12:14.370
4 -	35.070	1:06.881	38.376	2:20.327 (1)	69.06		11:14:34.697
5 -	OUTLAP	1:07.490	37.297	10:33.111	15.30	8:12.784	11:25:07.808
6 -	33.800	1:06.254	39.734	2:19.788 D	69.32		11:27:27.596

P19 8 3 (W) Wayne SPILLER		Seat Leon Cup Racer					
IDEAL LAP TIME : 2:10.242		BEST LAP TIME :		DIFFERENCE :			
LAP	SECTOR 1	SECTOR 2	SECTOR 3	LAP TIME	MPH	DIFF	TIME OF DAY
1 -	OUTLAP	1:16.576	IN PIT				11:07:28.148
2 -	OUTLAP	1:01.682	39.084	3:15.793	49.49		11:10:43.941
3 -	35.539	1:07.531	IN PIT	2:28.352 P	65.32		11:13:12.293
4 -	OUTLAP	1:03.628	35.917	3:02.147	53.20		11:16:14.440
5 -	OUTLAP	1:13.691	IN PIT	8:59.050 P	17.97		11:25:13.490

P20 24 5 (W) Tyrone LUFFARELLI		Mini Saloon					
IDEAL LAP TIME :		BEST LAP TIME :		DIFFERENCE :			
LAP	SECTOR 1	SECTOR 2	SECTOR 3	LAP TIME	MPH	DIFF	TIME OF DAY
1 -	OUTLAP	1:48.712	IN PIT				11:09:12.536

Endurance North - 25th April 2026 - Oulton Park International

Welsh Sports and Saloon Car Championship (Inc CNC Classes E, F)

QUALIFYING - RACE 3 - BEST SECTORS

POS	SECTOR 1		SECTOR 2		SECTOR 3		IDEAL / BEST COMPARISON						
	NO	TIME	NO	TIME	NO	TIME	POS	NO	NAME	IDEAL	BEST	DIFF	
										PERFECT LAP	1:53.218		
1	63	27.558	63	54.339	63	31.321	1	63	ARMITAGE	1:53.218	1:53.314	0.096	
2	70	28.752	70	56.293	70	31.937	2	70	LUFFARELLI	1:56.982	1:57.595	0.613	
3	2	28.838	2	56.473	19	32.374	3	2	HIBBERT	1:57.836	1:57.836	0.000	
4	40	29.060	40	56.670	40	32.406	4	40	HARVEY	1:58.136	1:58.383	0.247	
5	19	29.466	2	57.320	2	32.525	5	19	DUNN	1:59.690	1:59.690	0.000	
6	131	29.617	19	57.850	131	32.854	6	131	HUNT	2:00.400	2:04.196	3.796	
7	26	29.844	30	57.873	30	33.156	7	2	HIBBERT	2:00.585	2:00.585	0.000	
8	2	29.967	131	57.929	2	33.298	8	26	DOBSON	2:01.484	2:01.793	0.309	
9	17	30.265	26	58.089	26	33.551	9	30	WAKELIN	2:01.743	2:01.743	0.000	
10	9	30.576	17	58.991	9	33.788	10	17	FOWLER	2:03.316	2:03.443	0.127	
11	30	30.714	9	59.221	17	34.060	11	9	TAYLOR	2:03.585	2:03.831	0.246	
12	91	31.537	777	1:01.441	777	35.486	12	91	LEE	2:09.099	2:09.099	0.000	
13	777	32.208	91	1:01.592	14	35.521	13	777	DACRES	2:09.135	2:09.530	0.395	
14	14	32.407	8	1:01.682	8	35.917	14	8	SPILLER				
15	8	32.643	21	1:03.594	91	35.970	15	14	WILLIAMS	2:11.589	2:12.677	1.088	
16	67	33.164	14	1:03.661	53	37.297	16	21	HUXTER	2:15.434	2:15.434	0.000	
17	53	33.800	53	1:06.254	21	37.831	17	53	BANKS	2:17.351	2:20.327	2.976	
18	21	34.009	67	1:06.475	67	38.496	18	67	GILSENAN	2:18.135	2:18.135	0.000	
19			24	1:48.712			19	24	LUFFARELLI				
20							20	84	KOUKOULAS		2:08.765		

Endurance North - 25th April 2026 - Oulton Park International

Welsh Sports and Saloon Car Championship (Inc CNC Classes E, F)

QUALIFYING - RACE 3 - STATISTICS

Competitors Started 20
Planned Start 2026-04-25 @ 11:05:00.000
Actual Start 2026-04-25 @ 11:04:19.683
Finish Time 2026-04-25 @ 11:27:00.816
Track Length 2.6920mi.
Total Laps 122
Total Distance Covered 328.4274mi.

Session Fastest Lap History

NO	CL	NAME	LAP TIME	TIME OF DAY	LAP	VEHICLE
63	Inv (W)	Kirk ARMITAGE	1:57.804	11:08:35.392	2	BMW M2 Competition
63	Inv (W)	Kirk ARMITAGE	1:55.681	11:10:31.073	3	BMW M2 Competition
63	Inv (W)	Kirk ARMITAGE	1:55.248	11:12:26.321	4	BMW M2 Competition
63	Inv (W)	Kirk ARMITAGE	1:54.381	11:16:18.259	6	BMW M2 Competition
63	Inv (W)	Kirk ARMITAGE	1:53.314	11:28:15.134	9	BMW M2 Competition

Flag History

TYPE	TIME OF DAY
GREEN	11:04:19.683
RED	11:16:51.399
GREEN	11:21:59.844
FINISH	11:27:00.816

Flag Statistics

TYPE	COUNT	TOTAL LAPS	TOTAL TIME
Green	2	9	20:45.765
Red	1	0	5:08.444
Safety Car	0	0	0.000
FCY	0	0	0.000

Endurance North - 25th April 2026 - Oulton Park International
Welsh Sports and Saloon Car Championship (Inc CNC Classes E, F)
QUALIFYING - RACE 3 - STATISTICS

CLASS : E (CNC)

7 Starters

Fastest Lap History

NO	NAME	LAP TIME	TIME OF DAY	LAP	VEHICLE
2	Richard HIBBERT	2:03.922	11:08:39.730	2	Honda Civic Type R
2	Richard HIBBERT	2:00.585	11:10:40.316	3	Honda Civic Type R
2	Matt HIBBERT	1:57.836	11:28:48.923	4	Honda Civic Type R EP3

Endurance North - 25th April 2026 - Oulton Park International
Welsh Sports and Saloon Car Championship (Inc CNC Classes E, F)
QUALIFYING - RACE 3 - STATISTICS

CLASS : F (CNC)

3 Starters

Fastest Lap History

NO	NAME	LAP TIME	TIME OF DAY	LAP	VEHICLE
30	Robert WAKELIN	2:12.935	11:08:56.800	2	Honda Civic
30	Robert WAKELIN	2:08.032	11:11:04.830	3	Honda Civic
26	Louie DOBSON	2:03.157	11:13:32.566	4	Honda Civic
26	Louie DOBSON	2:01.793	11:15:34.359	5	Honda Civic
30	Robert WAKELIN	2:01.743	11:26:32.638	6	Honda Civic

Endurance North - 25th April 2026 - Oulton Park International
Welsh Sports and Saloon Car Championship (Inc CNC Classes E, F)
QUALIFYING - RACE 3 - STATISTICS

CLASS : 2 (W)

4 Starters

Fastest Lap History

NO	NAME	LAP TIME	TIME OF DAY	LAP	VEHICLE
40	James HARVEY	2:07.089	11:09:07.312	2	Porsche Boxster S
40	James HARVEY	2:03.118	11:11:10.431	3	Porsche Boxster S
40	James HARVEY	2:01.971	11:13:12.402	4	Porsche Boxster S
40	James HARVEY	2:00.498	11:15:12.900	5	Porsche Boxster S
40	James HARVEY	1:59.534	11:26:26.021	7	Porsche Boxster S
40	James HARVEY	1:58.383	11:28:24.404	8	Porsche Boxster S

Endurance North - 25th April 2026 - Oulton Park International
Welsh Sports and Saloon Car Championship (Inc CNC Classes E, F)
QUALIFYING - RACE 3 - STATISTICS

CLASS : Inv (W)

2 Starters

Fastest Lap History

NO	NAME	LAP TIME	TIME OF DAY	LAP	VEHICLE
63	Kirk ARMITAGE	1:57.804	11:08:35.392	2	BMW M2 Competition
63	Kirk ARMITAGE	1:55.681	11:10:31.073	3	BMW M2 Competition
63	Kirk ARMITAGE	1:55.248	11:12:26.321	4	BMW M2 Competition
63	Kirk ARMITAGE	1:54.381	11:16:18.259	6	BMW M2 Competition
63	Kirk ARMITAGE	1:53.314	11:28:15.134	9	BMW M2 Competition

Endurance North - 25th April 2026 - Oulton Park International
Welsh Sports and Saloon Car Championship (Inc CNC Classes E, F)
QUALIFYING - RACE 3 - STATISTICS

CLASS : 5 (W)

2 Starters

Fastest Lap History

NO	NAME	LAP TIME	TIME OF DAY	LAP	VEHICLE
70	Fabio LUFFARELLI	2:12.372	11:09:52.607	2	Volkswagen Corrado
70	Fabio LUFFARELLI	2:00.108	11:11:52.711	3	Volkswagen Corrado
70	Fabio LUFFARELLI	1:59.425	11:13:52.138	4	Volkswagen Corrado
70	Fabio LUFFARELLI	1:57.595	11:15:49.734	5	Volkswagen Corrado

Endurance North - 25th April 2026 - Oulton Park International
Welsh Sports and Saloon Car Championship (Inc CNC Classes E, F)
QUALIFYING - RACE 3 - STATISTICS

CLASS : 1 (W)

1 Starters

Fastest Lap History

NO	NAME	LAP TIME	TIME OF DAY	LAP	VEHICLE
53	Verity BANKS	2:26.959	11:09:53.157	2	Renault Clio
53	Verity BANKS	2:21.208	11:12:14.364	3	Renault Clio
53	Verity BANKS	2:20.327	11:14:34.692	4	Renault Clio

Endurance North - 25th April 2026 - Oulton Park International
Welsh Sports and Saloon Car Championship (Inc CNC Classes E, F)
RACE 3 - GRID (20 minutes)



ROW 9	17	2:20.327 53 Verity BANKS	18	8 Wayne SPILLER
ROW 8	15	2:15.434 21 Graham HUXTER	16	2:18.135 67 Brian GILSENAN
ROW 7	13	2:09.530 777 Joshua DACRES	14	2:12.677 14 Ceredig WILLIAMS
ROW 6	11	2:08.765 84 Peter KOUKOULAS	12	2:09.099 91 Jonathan LEE
ROW 5	9	2:03.831 9 Cavan TAYLOR	10	2:04.196 131 Howard HUNT
ROW 4	7	2:01.793 26 Louie DOBSON	8	2:03.443 17 Tom FOWLER
ROW 3	5	2:00.585 2 Richard HIBBERT	6	2:01.743 30 Robert WAKELIN
ROW 2	3	1:58.383 40 James HARVEY	4	1:59.690 19 Colin DUNN
ROW 1	1	1:53.314 63 Kirk ARMITAGE	2	1:57.595 70 Fabio LUFFARELLI

Pole



These results are provisional until the conclusion of any judicial and technical matters.

Oulton Park International: 2.6920 miles

Clerk Of Course: Andrew Barron

Timekeeper: Sarah Evans



Endurance North - 25th April 2026 - Oulton Park International
 Welsh Sports and Saloon Car Championship (Inc CNC Classes E, F)



RACE 3 - CLASSIFICATION

Race Distance: 11 Laps / 29.61 miles

POS	NO	CL	PIC	NAME	ENTRY	LAPS	TIME	GAP	DIFF	MPH	BEST	ON	GRD	↑↓
1	63	Inv (W)	1	Kirk ARMITAGE	BMW M2 Competition	11	20:52.982			85.08	1:51.988	10	1	0
2	40	2 (W)	1	James HARVEY	Porsche Boxster S	11	22:26.411	1:33.429	1:33.429	79.17	1:58.534	4	3	1
3	2	E (CNC)	1	Richard HIBBERT	Honda Civic Type R	11	22:27.739	1:34.757	1.328	79.09	2:00.642	5	5	2
4	131	E (CNC)	2	Howard HUNT	MG ZS180	11	22:35.684	1:42.702	7.945	78.63	2:01.125	11	10	6
5	9	E (CNC)	3	Cavan TAYLOR	Renault Clio 200	11	22:54.035	2:01.053	18.351	77.58	2:02.443	5	9	4
6	17*	2 (W)	2	Tom FOWLER	Mazda RX8	11	22:54.332	2:01.350	0.297	77.56	2:02.098	4	8	2
7	30	F (CNC)	1	Robert WAKELIN	Honda Civic	10	20:57.310	1 Lap	1 Lap	77.07	2:02.319	6	6	-1
8	26	F (CNC)	2	Louie DOBSON	Honda Civic	10	21:34.373	1 Lap	37.063	74.87	2:01.896	4	7	-1
9	84	E (CNC)	4	Peter KOUKOULAS	Toyota MR2 Roadster	10	21:42.763	1 Lap	8.390	74.39	2:08.642	2	11	2
10	91	F (CNC)	3	Jonathan LEE	Mini Cooper	10	21:56.303	1 Lap	13.540	73.62	2:09.846	8	12	2
11	14*	2 (W)	3	Ceredig WILLIAMS	Volkswagon Scirocco	10	22:48.569	1 Lap	52.266	70.81	2:13.501	10	14	3
12	67	E (CNC)	5	Brian GILSENAN	Renault CLIO 182	10	22:49.603	1 Lap	1.034	70.75	2:11.034	8	16	4
13	21	2 (W)	4	Graham HUXTER	Renault Clio 172	10	22:50.943	1 Lap	1.340	70.69	2:12.814	8	15	2
14	53	1 (W)	1	Verity BANKS	Renault Clio	9	21:14.815	2 Laps	1 Lap	68.41	2:18.028	4	17	3

NOT CLASSIFIED

DNF	19	Inv (W)		Colin DUNN	Renault Clio 172	7	14:18.738	4 Laps	2 Laps	78.99	1:58.437	5	4	
DNF	777	E (CNC)		Joshua DACRES	MG ZR 170	3	7:19.827	8 Laps	4 Laps	66.10	2:11.226	2	13	
DNF	8	3 (W)		Wayne SPILLER	Seat Leon Cup Racer	1	2:12.135	10 Laps	2 Laps	73.34	2:12.135	1	18	
DNF	70	5 (W)		Fabio LUFFARELLI	Volkswagen Corrado	0							2	

FASTEST LAP

63	Inv (W)	Kirk ARMITAGE	BMW M2 Competition	10	1:51.988	86.53 mph	139.27 kph
40	2 (W)	James HARVEY	Porsche Boxster S	4	1:58.534	81.75 mph	131.57 kph
2	E (CNC)	Richard HIBBERT	Honda Civic Type R	5	2:00.642	80.33 mph	129.28 kph
26	F (CNC)	Louie DOBSON	Honda Civic	4	2:01.896	79.50 mph	127.95 kph
8	3 (W)	Wayne SPILLER	Seat Leon Cup Racer	1	2:12.135	73.34 mph	118.03 kph
53	1 (W)	Verity BANKS	Renault Clio	4	2:18.028	70.21 mph	112.99 kph

Cars 14 & 17 - Very poor quality or incorrect type of transponder - please visit the timekeepers to address

Weather / Track : Sunny / Dry

These results are provisional until the conclusion of any judicial and technical matters.

Date: 25/04/2026 Start: 14:27 Finish: 14:48

Oulton Park International: 2.6920 miles

Clerk Of Course: Andrew Barron

Timekeeper: Sarah Evans



Endurance North - 25th April 2026 - Oulton Park International

Welsh Sports and Saloon Car Championship (Inc CNC Classes E, F)

RACE 3 - LAP CHART

LAP 1 @ 14:29:29.160			LAP 2 @ 14:31:23.954			LAP 3 @ 14:33:17.625			LAP 4 @ 14:35:10.763			LAP 5 @ 14:37:04.661		
NO	BEHIND	LAP TIME	NO	BEHIND	LAP TIME	NO	BEHIND	LAP TIME	NO	BEHIND	LAP TIME	NO	BEHIND	LAP TIME
63		1:58.216	63		1:54.794	63		1:53.671	63		1:53.138	63		1:53.898
19	4.552	2:02.768	19	8.302	1:58.544	19	15.595	2:00.964	19	21.670	1:59.213	19	26.209	1:58.437
40	6.251	2:04.467	40	11.873	2:00.416	40	18.473	2:00.271	40	23.869	1:58.534	40	29.070	1:59.099
30	9.331	2:07.547	30	17.294	2:02.757	30	26.821	2:03.198	2	38.285	2:04.243	2	45.029	2:00.642
2	9.914	2:08.130	2	17.848	2:02.728	2	27.180	2:03.003	30	38.824	2:05.141	30	47.791	2:02.865
17	13.672	2:11.888	131	24.893	2:03.839	131	34.334	2:03.112	131	43.958	2:02.762	131	53.198	2:03.138
8	13.919	2:12.135	17	25.685	2:06.807	9	36.471	2:04.273	9	46.768	2:03.435	9	55.313	2:02.443
131	15.848	2:14.064	9	25.869	2:04.814	26	38.460	2:05.951	26	47.218	2:01.896	26	56.973	2:03.653
9	15.849	2:14.065	26	26.180	2:04.564	17	39.888	2:07.874	17	48.848	2:02.098	17	57.140	2:02.190
26	16.410	2:14.626	84	33.725	2:08.642	84	49.288	2:09.234	84	1:04.846	2:08.696	84	1:20.080	2:09.132
84	19.877	2:18.093	91	39.425	2:11.389	91	56.870	2:11.116	91	1:14.805	2:11.073	91	1:31.521	2:10.614
91	22.830	2:21.046	777	39.922	2:11.226	14	1:14.297	2:18.681	14	1:37.150	2:15.991			
777	23.490	2:21.706	14	49.287	2:18.164	67	1:24.692	2:19.950	67	1:48.776	2:17.222			
14	25.917	2:24.133	53	57.827	2:22.032	53	1:25.541	2:21.385	53	1:50.431	2:18.028			
53	30.589	2:28.805	67	58.413	2:20.869	21	1:26.022	2:18.652	21	1:50.700	2:17.816			
21	31.151	2:29.367	21	1:01.041	2:24.684	777	1:33.146	2:46.895 P						
67	32.338	2:30.554												

Endurance North - 25th April 2026 - Oulton Park International

Welsh Sports and Saloon Car Championship (Inc CNC Classes E, F)

RACE 3 - LAP CHART

LAP 6 @ 14:39:01.282			LAP 7 @ 14:40:53.840			LAP 8 @ 14:42:47.274			LAP 9 @ 14:44:39.508			LAP 10 @ 14:46:31.496		
NO	BEHIND	LAP TIME	NO	BEHIND	LAP TIME	NO	BEHIND	LAP TIME	NO	BEHIND	LAP TIME	NO	BEHIND	LAP TIME
63		1:56.621	63		1:52.558	63		1:53.434	63		1:52.234	63		1:51.988
14	1 Lap	2:16.871	14	1 Lap	2:15.147	91	1 Lap	2:10.115	84	1 Lap	2:09.222	26	1 Lap	2:15.531
67	1 Lap	2:15.187	67	1 Lap	2:13.066	14	1 Lap	2:14.975	91	1 Lap	2:09.846	84	1 Lap	2:09.740
21	1 Lap	2:13.786	21	1 Lap	2:13.590	67	1 Lap	2:11.969	40	1:08.209	2:04.694	91	1 Lap	2:10.187
53	1 Lap	2:19.525	40	44.649	2:03.346	21	1 Lap	2:12.832	14	1 Lap	2:14.178	40	1:21.591	2:05.370
19	29.178	1:59.590	53	1 Lap	2:22.902	40	55.749	2:04.534	67	1 Lap	2:11.034	2	1:26.474	2:03.239
40	33.861	2:01.412	19	55.842	2:19.222 P	2	1:05.881	2:01.105	21	1 Lap	2:12.814	131	1:34.007	2:01.230
2	49.377	2:00.969	2	58.210	2:01.391	131	1:15.444	2:01.769	2	1:15.223	2:01.576	14	1 Lap	2:16.928
30	53.489	2:02.319	131	1:07.109	2:01.379	53	1 Lap	2:21.533	131	1:24.765	2:01.555	67	1 Lap	2:16.231
131	58.288	2:01.711	30	1:09.358	2:08.427	9	1:24.282	2:05.086	9	1:35.394	2:03.346	21	1 Lap	2:13.579
9	1:01.983	2:03.291	9	1:12.630	2:03.205	17	1:25.322	2:05.377	17	1:35.870	2:02.782	9	1:47.691	2:04.285
26	1:03.517	2:03.165	17	1:13.379	2:02.151	30	1:26.388	2:10.464	30	1:41.959	2:07.805	17	1:48.009	2:04.127
17	1:03.786	2:03.267	26	1:23.978	2:13.019	26	1:50.729	2:20.185	53	1 Lap	2:20.665			
84	1:32.992	2:09.533	84	1:49.723	2:09.289									
91	1:45.282	2:10.382												

Endurance North - 25th April 2026 - Oulton Park International

Welsh Sports and Saloon Car Championship (Inc CNC Classes E, F)

RACE 3 - LAP CHART

LAP 11 @ 14:48:23.926

NO	BEHIND	LAP TIME
63		1:52.430
30	1 Lap	2:06.787
53	2 Laps	2:19.940
26	1 Lap	2:11.783
84	1 Lap	2:11.182
91	1 Lap	2:10.535
40	1:33.429	2:04.268
2	1:34.757	2:00.713
131	1:42.702	2:01.125
14	1 Lap	2:13.501
67	1 Lap	2:13.521
21	1 Lap	2:13.823
9	2:01.053	2:05.792
17	2:01.350	2:05.771

Endurance North - 25th April 2026 - Oulton Park International

Welsh Sports and Saloon Car Championship (Inc CNC Classes E, F)

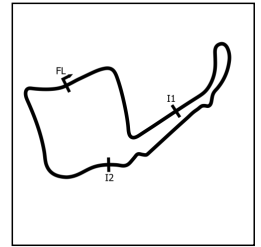
RACE 3 - POSITION CHART

No	Name	Lap Pos													
			1	2	3	4	5	6	7	8	9	10	11		
63	ARMITAGE	1	63	63	63	63	63	63	63	63	63	63	63	63	63
70	LUFFARELLI	2	19	19	19	19	19	19	40	40	40	40	40	40	40
40	HARVEY	3	40	40	40	40	40	40	19	2	2	2	2	2	2
19	DUNN	4	30	30	30	2	2	2	2	131	131	131	131	131	131
2	HIBBERT	5	2	2	2	30	30	30	131	9	9	9	9	9	9
30	WAKELIN	6	17	131	131	131	131	131	30	17	17	17	17	17	17
26	DOBSON	7	8	17	9	9	9	9	9	30	30	30	30	30	30
17	FOWLER	8	131	9	26	26	26	26	17	26	26	26	26	26	26
9	TAYLOR	9	9	26	17	17	17	17	26	84	84	84	84	84	84
131	HUNT	10	26	84	84	84	84	84	84	91	91	91	91	91	91
84	KOUKOULAS	11	84	91	91	91	91	91	91	14	14	14	14	14	14
91	LEE	12	91	777	14	14	14	14	14	67	67	67	67	67	67
777	DACRES	13	777	14	67	67	67	67	67	21	21	21	21	21	21
14	WILLIAMS	14	14	53	53	53	21	21	21	53	53	53	53	53	53
21	HUXTER	15	53	67	21	21	53	53	53	53	53	53	53	53	53
67	GILSEMAN	16	21	21	777	777	777	777	777	777	777	777	777	777	777
53	BANKS	17	67	67	67	67	67	67	67	67	67	67	67	67	67
8	SPILLER	18	67	67	67	67	67	67	67	67	67	67	67	67	67

Endurance North - 25th April 2026 - Oulton Park International

Welsh Sports and Saloon Car Championship (Inc CNC Classes E, F)

RACE 3 - SECTOR ANALYSIS



SECTOR 1 = FL to I1, SECTOR 2 = I1 to I2, SECTOR 3 = I2 to FL, DIFF = Difference To Personal Best Lap, P = Crossed Finish Line in Pit Lane, D = Time Disallowed

P1 63 Inv (W) Kirk ARMITAGE				BMW M2 Competition			
IDEAL LAP TIME : 1:51.815		BEST LAP TIME : 1:51.988		DIFFERENCE : 0.173			
LAP	SECTOR 1	SECTOR 2	SECTOR 3	LAP TIME	MPH	DIFF	TIME OF DAY
1 -		54.940	31.552	1:58.216	81.97	6.228	14:29:29.160
2 -	28.497	54.991	31.306	1:54.794	84.42	2.806	14:31:23.954
3 -	27.915	54.839	30.917	1:53.671	85.25	1.683	14:33:17.625
4 -	28.336	54.128	30.674	1:53.138	85.65	1.150	14:35:10.763
5 -	27.787	54.542	31.569	1:53.898	85.08	1.910	14:37:04.661
6 -	28.770	55.784	32.067	1:56.621	83.10	4.633	14:39:01.282
7 -	27.697	54.015	30.846	1:52.558	86.10	0.570	14:40:53.840
8 -	27.553	54.610	31.271	1:53.434	85.43	1.446	14:42:47.274
9 -	27.817	53.588	30.829	1:52.234 (2)	86.34	0.246	14:44:39.508
10 -	27.702	53.607	30.679	1:51.988 (1)	86.53		14:46:31.496
11 -	27.686	53.688	31.056	1:52.430 (3)	86.19	0.442	14:48:23.926

P2 40 2 (W) James HARVEY				Porsche Boxster S			
IDEAL LAP TIME : 1:58.271		BEST LAP TIME : 1:58.534		DIFFERENCE : 0.263			
LAP	SECTOR 1	SECTOR 2	SECTOR 3	LAP TIME	MPH	DIFF	TIME OF DAY
1 -		57.644	32.754	2:04.467	77.86	5.933	14:29:35.411
2 -	29.603	57.821	32.992	2:00.416	80.48	1.882	14:31:35.827
3 -	29.996	57.516	32.759	2:00.271 (3)	80.57	1.737	14:33:36.098
4 -	29.675	56.447	32.412	1:58.534 (1)	81.75		14:35:34.632
5 -	29.412	56.574	33.113	1:59.099 (2)	81.37	0.565	14:37:33.731
6 -	30.335	57.450	33.627	2:01.412	79.82	2.878	14:39:35.143
7 -	30.155	58.366	34.825	2:03.346	78.57	4.812	14:41:38.489
8 -	30.440	59.304	34.790	2:04.534	77.82	6.000	14:43:43.023
9 -	30.898	59.426	34.370	2:04.694	77.72	6.160	14:45:47.717
10 -	30.721	59.581	35.068	2:05.370	77.30	6.836	14:47:53.087
11 -	30.788	59.538	33.942	2:04.268	77.98	5.734	14:49:57.355

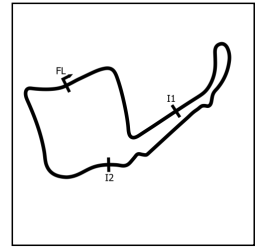
P3 2 E (CNC) Richard HIBBERT				Honda Civic Type R			
IDEAL LAP TIME : 2:00.402		BEST LAP TIME : 2:00.642		DIFFERENCE : 0.240			
LAP	SECTOR 1	SECTOR 2	SECTOR 3	LAP TIME	MPH	DIFF	TIME OF DAY
1 -		59.507	33.535	2:08.130	75.63	7.488	14:29:39.074
2 -	30.082	58.911	33.735	2:02.728	78.96	2.086	14:31:41.802
3 -	30.203	59.250	33.550	2:03.003	78.78	2.361	14:33:44.805
4 -	30.981	59.410	33.852	2:04.243	78.00	3.601	14:35:49.048
5 -	29.920	57.429	33.293	2:00.642 (1)	80.33		14:37:49.690
6 -	30.232	57.283	33.454	2:00.969 (3)	80.11	0.327	14:39:50.659
7 -	30.046	57.698	33.647	2:01.391	79.83	0.749	14:41:52.050
8 -	30.202	57.613	33.290	2:01.105	80.02	0.463	14:43:53.155
9 -	30.105	57.925	33.546	2:01.576	79.71	0.934	14:45:54.731
10 -	30.118	59.519	33.602	2:03.239	78.63	2.597	14:47:57.970
11 -	29.829	57.430	33.454	2:00.713 (2)	80.28	0.071	14:49:58.683

P4 131 E (CNC) Howard HUNT				MG ZS180			
IDEAL LAP TIME : 2:00.333		BEST LAP TIME : 2:01.125		DIFFERENCE : 0.792			
LAP	SECTOR 1	SECTOR 2	SECTOR 3	LAP TIME	MPH	DIFF	TIME OF DAY
1 -		1:01.619	34.577	2:14.064	72.28	12.939	14:29:45.008
2 -	30.367	59.392	34.080	2:03.839	78.25	2.714	14:31:48.847
3 -	30.529	59.099	33.484	2:03.112	78.71	1.987	14:33:51.959
4 -	30.230	58.610	33.922	2:02.762	78.94	1.637	14:35:54.721
5 -	31.076	58.596	33.466	2:03.138	78.70	2.013	14:37:57.859
6 -	29.989	58.395	33.327	2:01.711	79.62	0.586	14:39:59.570
7 -	29.925	58.189	33.265	2:01.379 (3)	79.84	0.254	14:42:00.949
8 -	29.520	58.052	34.197	2:01.769	79.58	0.644	14:44:02.718
9 -	30.290	58.131	33.134	2:01.555	79.72	0.430	14:46:04.273
10 -	29.406	57.880	33.944	2:01.230 (2)	79.94	0.105	14:48:05.503
11 -	29.997	58.081	33.047	2:01.125 (1)	80.01		14:50:06.628

Endurance North - 25th April 2026 - Oulton Park International

Welsh Sports and Saloon Car Championship (Inc CNC Classes E, F)

RACE 3 - SECTOR ANALYSIS



SECTOR 1 = FL to I1, SECTOR 2 = I1 to I2, SECTOR 3 = I2 to FL, DIFF = Difference To Personal Best Lap, P = Crossed Finish Line in Pit Lane, D = Time Disallowed

P5 9 E (CNC) Cavan TAYLOR				Renault Clio 200			
IDEAL LAP TIME : 2:02.133		BEST LAP TIME : 2:02.443		DIFFERENCE : 0.310			
LAP	SECTOR 1	SECTOR 2	SECTOR 3	LAP TIME	MPH	DIFF	TIME OF DAY
1 -		1:01.727	35.026	2:14.065	72.28	11.622	14:29:45.009
2 -	30.807	59.946	34.061	2:04.814	77.64	2.371	14:31:49.823
3 -	30.868	59.620	33.785	2:04.273	77.98	1.830	14:33:54.096
4 -	30.544	59.010	33.881	2:03.435	78.51	0.992	14:35:57.531
5 -	30.298	58.500	33.645	2:02.443 (1)	79.14		14:37:59.974
6 -	30.361	59.030	33.900	2:03.291 (3)	78.60	0.848	14:40:03.265
7 -	30.297	59.034	33.874	2:03.205 (2)	78.65	0.762	14:42:06.470
8 -	29.988	1:00.279	34.819	2:05.086	77.47	2.643	14:44:11.556
9 -	30.267	59.095	33.984	2:03.346	78.57	0.903	14:46:14.902
10 -	30.518	59.926	33.841	2:04.285	77.97	1.842	14:48:19.187
11 -	30.677	1:01.323	33.792	2:05.792	77.04	3.349	14:50:24.979

P6 17 2 (W) Tom FOWLER				Mazda RX8			
IDEAL LAP TIME : 2:01.514		BEST LAP TIME : 2:02.098		DIFFERENCE : 0.584			
LAP	SECTOR 1	SECTOR 2	SECTOR 3	LAP TIME	MPH	DIFF	TIME OF DAY
1 -				2:11.888	73.48	9.790	14:29:42.832
2 -	31.077			2:06.807	76.42	4.709	14:31:49.639
3 -	33.491			2:07.874	75.78	5.776	14:33:57.513
4 -	29.898			2:02.098 (1)	79.37		14:35:59.611
5 -	30.056			2:02.190 (3)	79.31	0.092	14:38:01.801
6 -	30.451			2:03.267	78.62	1.169	14:40:05.068
7 -	30.356	58.392	33.403	2:02.151 (2)	79.33	0.053	14:42:07.219
8 -	29.873			2:05.377	77.29	3.279	14:44:12.596
9 -	29.719			2:02.782	78.93	0.684	14:46:15.378
10 -				2:04.127	78.07	2.029	14:48:19.505
11 -				2:05.771	77.05	3.673	14:50:25.276

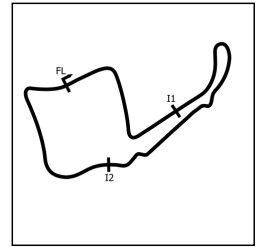
P7 30 F (CNC) Robert WAKELIN				Honda Civic			
IDEAL LAP TIME : 2:02.168		BEST LAP TIME : 2:02.319		DIFFERENCE : 0.151			
LAP	SECTOR 1	SECTOR 2	SECTOR 3	LAP TIME	MPH	DIFF	TIME OF DAY
1 -		59.044	33.796	2:07.547	75.98	5.228	14:29:38.491
2 -	29.945	58.808	34.004	2:02.757 (2)	78.94	0.438	14:31:41.248
3 -	30.308	58.956	33.934	2:03.198	78.66	0.879	14:33:44.446
4 -	31.163	59.339	34.639	2:05.141	77.44	2.822	14:35:49.587
5 -	30.225	58.849	33.791	2:02.865 (3)	78.87	0.546	14:37:52.452
6 -	30.096	58.538	33.685	2:02.319 (1)	79.22		14:39:54.771
7 -	31.609	1:01.065	35.753	2:08.427	75.46	6.108	14:42:03.198
8 -	31.179	1:02.088	37.197	2:10.464	74.28	8.145	14:44:13.662
9 -	31.701	1:01.740	34.364	2:07.805	75.82	5.486	14:46:21.467
10 -	31.282	1:00.705	34.800	2:06.787	76.43	4.468	14:48:28.254

P8 26 F (CNC) Louie DOBSON				Honda Civic			
IDEAL LAP TIME : 2:01.714		BEST LAP TIME : 2:01.896		DIFFERENCE : 0.182			
LAP	SECTOR 1	SECTOR 2	SECTOR 3	LAP TIME	MPH	DIFF	TIME OF DAY
1 -		1:02.320	34.007	2:14.626	71.98	12.730	14:29:45.570
2 -	30.609	59.847	34.108	2:04.564	77.80	2.668	14:31:50.134
3 -	32.211	58.752	34.988	2:05.951	76.94	4.055	14:33:56.085
4 -	29.918	58.459	33.519	2:01.896 (1)	79.50		14:35:57.981
5 -	30.082	58.409	35.162	2:03.653 (3)	78.37	1.757	14:38:01.634
6 -	29.786	59.254	34.125	2:03.165 (2)	78.68	1.269	14:40:04.799
7 -	30.168	1:01.924	40.927	2:13.019	72.85	11.123	14:42:17.818
8 -	34.117	1:06.724	39.344	2:20.185	69.13	18.289	14:44:38.003
9 -	34.094	1:04.737	36.700	2:15.531	71.50	13.635	14:46:53.534
10 -	32.802	1:02.298	36.683	2:11.783	73.53	9.887	14:49:05.317

Endurance North - 25th April 2026 - Oulton Park International

Welsh Sports and Saloon Car Championship (Inc CNC Classes E, F)

RACE 3 - SECTOR ANALYSIS



SECTOR 1 = FL to I1, SECTOR 2 = I1 to I2, SECTOR 3 = I2 to FL, DIFF = Difference To Personal Best Lap, P = Crossed Finish Line in Pit Lane, D = Time Disallowed

P9 84 E (CNC) Peter KOUKOULAS		Toyota MR2 Roadster					
IDEAL LAP TIME : 2:08.448		BEST LAP TIME : 2:08.642		DIFFERENCE : 0.194			
LAP	SECTOR 1	SECTOR 2	SECTOR 3	LAP TIME	MPH	DIFF	TIME OF DAY
1 -		1:03.650	35.660	2:18.093	70.17	9.451	14:29:49.037
2 -	32.080	1:01.218	35.344	2:08.642 (1)	75.33		14:31:57.679
3 -	32.557	1:01.332	35.345	2:09.234	74.99	0.592	14:34:06.913
4 -	32.228	1:01.161	35.307	2:08.696 (2)	75.30	0.054	14:36:15.609
5 -	32.493	1:01.399	35.240	2:09.132 (3)	75.04	0.490	14:38:24.741
6 -	32.490	1:01.386	35.657	2:09.533	74.81	0.891	14:40:34.274
7 -	32.327	1:01.416	35.546	2:09.289	74.95	0.647	14:42:43.563
8 -	32.359	1:01.656	35.207	2:09.222	74.99	0.580	14:44:52.785
9 -	32.253	1:01.741	35.746	2:09.740	74.69	1.098	14:47:02.525
10 -	32.950	1:02.038	36.194	2:11.182	73.87	2.540	14:49:13.707

P10 91 F (CNC) Jonathan LEE		Mini Cooper					
IDEAL LAP TIME : 2:09.596		BEST LAP TIME : 2:09.846		DIFFERENCE : 0.250			
LAP	SECTOR 1	SECTOR 2	SECTOR 3	LAP TIME	MPH	DIFF	TIME OF DAY
1 -		1:04.820	36.642	2:21.046	68.71	11.200	14:29:51.990
2 -	32.266	1:02.550	36.573	2:11.389	73.76	1.543	14:32:03.379
3 -	31.999	1:02.404	36.713	2:11.116	73.91	1.270	14:34:14.495
4 -	32.157	1:02.177	36.739	2:11.073	73.93	1.227	14:36:25.568
5 -	31.938	1:02.137	36.539	2:10.614	74.19	0.768	14:38:36.182
6 -	31.823	1:02.209	36.350	2:10.382	74.33	0.536	14:40:46.564
7 -	31.974	1:01.882	36.259	2:10.115 (2)	74.48	0.269	14:42:56.679
8 -	31.702	1:01.767	36.377	2:09.846 (1)	74.63		14:45:06.525
9 -	31.906	1:02.154	36.127	2:10.187 (3)	74.44	0.341	14:47:16.712
10 -	31.994	1:02.116	36.425	2:10.535	74.24	0.689	14:49:27.247

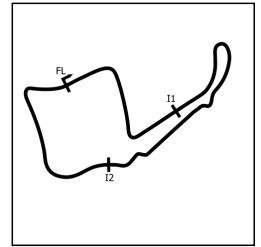
P11 14 2 (W) Ceredig WILLIAMS		Volkswagon Scirocco					
IDEAL LAP TIME : 2:12.784		BEST LAP TIME : 2:13.501		DIFFERENCE : 0.717			
LAP	SECTOR 1	SECTOR 2	SECTOR 3	LAP TIME	MPH	DIFF	TIME OF DAY
1 -		1:06.163	36.326	2:24.133	67.23	10.632	14:29:55.077
2 -	33.639	1:08.173	36.352	2:18.164	70.14	4.663	14:32:13.241
3 -	33.319	1:07.931	37.431	2:18.681	69.88	5.180	14:34:31.922
4 -	33.241	1:06.489	36.261	2:15.991	71.26	2.490	14:36:47.913
5 -	33.472	1:06.128	37.271	2:16.871	70.80	3.370	14:39:04.784
6 -	34.037	1:04.993	36.117	2:15.147	71.70	1.646	14:41:19.931
7 -	33.141	1:05.996	35.838	2:14.975 (3)	71.80	1.474	14:43:34.906
8 -	32.914	1:05.050	36.214	2:14.178 (2)	72.22	0.677	14:45:49.084
9 -	32.336	1:07.385	37.207	2:16.928	70.77	3.427	14:48:06.012
10 -	32.303	1:05.710	35.488	2:13.501 (1)	72.59		14:50:19.513

P12 67 E (CNC) Brian GILSENAN		Renault CLIO 182					
IDEAL LAP TIME : 2:10.307		BEST LAP TIME : 2:11.034		DIFFERENCE : 0.727			
LAP	SECTOR 1	SECTOR 2	SECTOR 3	LAP TIME	MPH	DIFF	TIME OF DAY
1 -		1:07.362	38.738	2:30.554	64.37	19.520	14:30:01.498
2 -	33.136	1:09.959	37.774	2:20.869	68.79	9.835	14:32:22.367
3 -	33.383	1:08.175	38.392	2:19.950	69.24	8.916	14:34:42.317
4 -	33.463	1:05.794	37.965	2:17.222	70.62	6.188	14:36:59.539
5 -	33.188	1:04.877	37.122	2:15.187	71.68	4.153	14:39:14.726
6 -	32.429	1:03.737	36.900	2:13.066 (3)	72.83	2.032	14:41:27.792
7 -	32.227	1:03.312	36.430	2:11.969 (2)	73.43	0.935	14:43:39.761
8 -	32.125	1:03.060	35.849	2:11.034 (1)	73.96		14:45:50.795
9 -	31.624	1:07.663	36.944	2:16.231	71.13	5.197	14:48:07.026
10 -	32.059	1:05.839	35.623	2:13.521	72.58	2.487	14:50:20.547

Endurance North - 25th April 2026 - Oulton Park International

Welsh Sports and Saloon Car Championship (Inc CNC Classes E, F)

RACE 3 - SECTOR ANALYSIS



SECTOR 1 = FL to I1, SECTOR 2 = I1 to I2, SECTOR 3 = I2 to FL, DIFF = Difference To Personal Best Lap, P = Crossed Finish Line in Pit Lane, D = Time Disallowed

P13 21 2 (W) Graham HUXTER		Renault Clio 172					
IDEAL LAP TIME : 2:11.566		BEST LAP TIME : 2:12.814		DIFFERENCE : 1.248			
LAP	SECTOR 1	SECTOR 2	SECTOR 3	LAP TIME	MPH	DIFF	TIME OF DAY
1 -		1:07.362	38.339	2:29.367	64.88	16.553	14:30:00.311
2 -	34.104	1:11.456	39.124	2:24.684	66.98	11.870	14:32:24.995
3 -	34.399	1:05.875	38.378	2:18.652	69.89	5.838	14:34:43.647
4 -	34.135	1:05.529	38.152	2:17.816	70.32	5.002	14:37:01.463
5 -	33.806	1:03.070	36.910	2:13.786	72.43	0.972	14:39:15.249
6 -	32.326	1:03.886	37.378	2:13.590	72.54	0.776	14:41:28.839
7 -	32.477	1:03.689	36.666	2:12.832 (2)	72.95	0.018	14:43:41.671
8 -	33.406	1:03.238	36.170	2:12.814 (1)	72.96		14:45:54.485
9 -	33.631	1:03.440	36.508	2:13.579 (3)	72.55	0.765	14:48:08.064
10 -	32.996	1:04.437	36.390	2:13.823	72.41	1.009	14:50:21.887

P14 53 1 (W) Verity BANKS		Renault Clio					
IDEAL LAP TIME : 2:17.781		BEST LAP TIME : 2:18.028		DIFFERENCE : 0.247			
LAP	SECTOR 1	SECTOR 2	SECTOR 3	LAP TIME	MPH	DIFF	TIME OF DAY
1 -		1:07.793	38.153	2:28.805	65.12	10.777	14:29:59.749
2 -	33.995	1:09.033	39.004	2:22.032	68.23	4.004	14:32:21.781
3 -	35.244	1:07.956	38.185	2:21.385	68.54	3.357	14:34:43.166
4 -	34.064	1:05.735	38.229	2:18.028 (1)	70.21		14:37:01.194
5 -	34.916	1:06.303	38.306	2:19.525 (2)	69.45	1.497	14:39:20.719
6 -	34.617	1:09.938	38.347	2:22.902	67.81	4.874	14:41:43.621
7 -	35.010	1:07.360	39.163	2:21.533	68.47	3.505	14:44:05.154
8 -	34.303	1:08.311	38.051	2:20.665	68.89	2.637	14:46:25.819
9 -	34.408	1:07.372	38.160	2:19.940 (3)	69.25	1.912	14:48:45.759

P15 19 Inv (W) Colin DUNN		Renault Clio 172					
IDEAL LAP TIME : 1:57.978		BEST LAP TIME : 1:58.437		DIFFERENCE : 0.459			
LAP	SECTOR 1	SECTOR 2	SECTOR 3	LAP TIME	MPH	DIFF	TIME OF DAY
1 -		57.020	32.653	2:02.768	78.93	4.331	14:29:33.712
2 -	28.933	56.814	32.797	1:58.544 (2)	81.75	0.107	14:31:32.256
3 -	29.703	58.240	33.021	2:00.964	80.11	2.527	14:33:33.220
4 -	29.428	57.051	32.734	1:59.213 (3)	81.29	0.776	14:35:32.433
5 -	29.392	56.496	32.549	1:58.437 (1)	81.82		14:37:30.870
6 -	29.415	56.771	33.404	1:59.590	81.03	1.153	14:39:30.460
7 -	29.523	59.300	IN PIT	2:19.222 P	69.61	20.785	14:41:49.682

P16 777 E (CNC) Joshua DACRES		MG ZR 170					
IDEAL LAP TIME : 2:11.226		BEST LAP TIME : 2:11.226		DIFFERENCE : 0.000			
LAP	SECTOR 1	SECTOR 2	SECTOR 3	LAP TIME	MPH	DIFF	TIME OF DAY
1 -		1:04.077	36.959	2:21.706 (2)	68.39	10.480	14:29:52.650
2 -	32.359	1:03.150	35.717	2:11.226 (1)	73.85		14:32:03.876
3 -	32.742	1:14.928	IN PIT	2:46.895 P	58.06	35.669	14:34:50.771

P17 8 3 (W) Wayne SPILLER		Seat Leon Cup Racer					
IDEAL LAP TIME : 2:02.093		BEST LAP TIME : 2:12.135		DIFFERENCE : 10.042			
LAP	SECTOR 1	SECTOR 2	SECTOR 3	LAP TIME	MPH	DIFF	TIME OF DAY
1 -		1:01.424	32.424	2:12.135 (1)	73.34		14:29:43.079
2 -	28.245						

Endurance North - 25th April 2026 - Oulton Park International

Welsh Sports and Saloon Car Championship (Inc CNC Classes E, F)

RACE 3 - BEST SECTORS

POS	SECTOR 1		SECTOR 2		SECTOR 3		IDEAL / BEST COMPARISON						
	NO	TIME	NO	TIME	NO	TIME	POS	NO	NAME	IDEAL	BEST	DIFF	
										PERFECT LAP	1:51.815		
1	63	27.553	63	53.588	63	30.674	1	63	ARMITAGE	1:51.815	1:51.988	0.173	
2	8	28.245	40	56.447	40	32.412	2	19	DUNN	1:57.978	1:58.437	0.459	
3	19	28.933	19	56.496	8	32.424	3	40	HARVEY	1:58.271	1:58.534	0.263	
4	131	29.406	2	57.283	19	32.549	4	131	HUNT	2:00.333	2:01.125	0.792	
5	40	29.412	131	57.880	131	33.047	5	2	HIBBERT	2:00.402	2:00.642	0.240	
6	17	29.719	17	58.392	2	33.290	6	17	FOWLER	2:01.514	2:02.098	0.584	
7	26	29.786	26	58.409	17	33.403	7	26	DOBSON	2:01.714	2:01.896	0.182	
8	2	29.829	9	58.500	26	33.519	8	8	SPILLER	2:02.093	2:12.135	10.042	
9	30	29.945	30	58.538	9	33.645	9	9	TAYLOR	2:02.133	2:02.443	0.310	
10	9	29.988	84	1:01.161	30	33.685	10	30	WAKELIN	2:02.168	2:02.319	0.151	
11	67	31.624	8	1:01.424	84	35.207	11	84	KOUKOULAS	2:08.448	2:08.642	0.194	
12	91	31.702	91	1:01.767	14	35.488	12	91	LEE	2:09.596	2:09.846	0.250	
13	84	32.080	67	1:03.060	67	35.623	13	67	GILSENAN	2:10.307	2:11.034	0.727	
14	14	32.303	21	1:03.070	777	35.717	14	777	DACRES	2:11.226	2:11.226	0.000	
15	21	32.326	777	1:03.150	91	36.127	15	21	HUXTER	2:11.566	2:12.814	1.248	
16	777	32.359	14	1:04.993	21	36.170	16	14	WILLIAMS	2:12.784	2:13.501	0.717	
17	53	33.995	53	1:05.735	53	38.051	17	53	BANKS	2:17.781	2:18.028	0.247	
18													

Endurance North - 25th April 2026 - Oulton Park International

Welsh Sports and Saloon Car Championship (Inc CNC Classes E, F)

RACE 3 - STATISTICS

Competitors Started	17
Planned Start	2026-04-25 @ 14:00:00.000
Actual Start	2026-04-25 @ 14:27:30.944
Finish Time	2026-04-25 @ 14:48:23.735
Track Length	2.6920mi.
Total Laps	156
Total Distance Covered	419.9564mi.

Session Fastest Lap History

NO	CL	NAME	LAP TIME	TIME OF DAY	LAP	VEHICLE
63	Inv (W)	Kirk ARMITAGE	1:58.216	14:29:29.164	1	BMW M2 Competition
63	Inv (W)	Kirk ARMITAGE	1:54.794	14:31:23.958	2	BMW M2 Competition
63	Inv (W)	Kirk ARMITAGE	1:53.671	14:33:17.629	3	BMW M2 Competition
63	Inv (W)	Kirk ARMITAGE	1:53.138	14:35:10.767	4	BMW M2 Competition
63	Inv (W)	Kirk ARMITAGE	1:52.558	14:40:53.844	7	BMW M2 Competition
63	Inv (W)	Kirk ARMITAGE	1:52.234	14:44:39.512	9	BMW M2 Competition
63	Inv (W)	Kirk ARMITAGE	1:51.988	14:46:31.500	10	BMW M2 Competition

Session Leader History

NO	CL	NAME	FROM LAP	LAPS LED	DISTANCE	VEHICLE
63	Inv (W)	Kirk ARMITAGE	1	11	29.61 miles	BMW M2 Competition

Flag History

TYPE	TIME OF DAY
GREEN	14:27:30.944
FINISH	14:48:23.735

Flag Statistics

TYPE	COUNT	TOTAL LAPS	TOTAL TIME
Green	1	11	23:15.828
Red	0	0	0.000
Safety Car	0	0	0.000
FCY	0	0	0.000

Endurance North - 25th April 2026 - Oulton Park International
Welsh Sports and Saloon Car Championship (Inc CNC Classes E, F)
RACE 3 - STATISTICS

CLASS : E (CNC)

6 Starters

Fastest Lap History

NO	NAME	LAP TIME	TIME OF DAY	LAP	VEHICLE
2	Richard HIBBERT	2:08.130	14:29:39.065	1	Honda Civic Type R
2	Richard HIBBERT	2:02.728	14:31:41.792	2	Honda Civic Type R
2	Richard HIBBERT	2:00.642	14:37:49.681	5	Honda Civic Type R

Leader History

NO	NAME	FROM LAP	LAPS LED	DISTANCE	VEHICLE
2	Richard HIBBERT	1	11	29.61 miles	Honda Civic Type R

Endurance North - 25th April 2026 - Oulton Park International
Welsh Sports and Saloon Car Championship (Inc CNC Classes E, F)
RACE 3 - STATISTICS

CLASS : F (CNC)

3 Starters

Fastest Lap History

NO	NAME	LAP TIME	TIME OF DAY	LAP	VEHICLE
30	Robert WAKELIN	2:07.547	14:29:38.491	1	Honda Civic
30	Robert WAKELIN	2:02.757	14:31:41.247	2	Honda Civic
26	Louie DOBSON	2:01.896	14:35:57.975	4	Honda Civic

Leader History

NO	NAME	FROM LAP	LAPS LED	DISTANCE	VEHICLE
30	Robert WAKELIN	1	10	26.92 miles	Honda Civic

Endurance North - 25th April 2026 - Oulton Park International
Welsh Sports and Saloon Car Championship (Inc CNC Classes E, F)
RACE 3 - STATISTICS

CLASS : 3 (W)

1 Starters

Fastest Lap History

NO	NAME	LAP TIME	TIME OF DAY	LAP	VEHICLE
8	Wayne SPILLER	2:12.135	14:29:43.077	1	Seat Leon Cup Racer

Leader History

NO	NAME	FROM LAP	LAPS LED	DISTANCE	VEHICLE
8	Wayne SPILLER	1	1	2.69 miles	Seat Leon Cup Racer

Endurance North - 25th April 2026 - Oulton Park International
Welsh Sports and Saloon Car Championship (Inc CNC Classes E, F)
RACE 3 - STATISTICS

CLASS : 2 (W)

4 Starters

Fastest Lap History

NO	NAME	LAP TIME	TIME OF DAY	LAP	VEHICLE
40	James HARVEY	2:04.467	14:29:35.395	1	Porsche Boxster S
40	James HARVEY	2:00.416	14:31:35.809	2	Porsche Boxster S
40	James HARVEY	2:00.271	14:33:36.081	3	Porsche Boxster S
40	James HARVEY	1:58.534	14:35:34.615	4	Porsche Boxster S

Leader History

NO	NAME	FROM LAP	LAPS LED	DISTANCE	VEHICLE
40	James HARVEY	1	11	29.61 miles	Porsche Boxster S

Endurance North - 25th April 2026 - Oulton Park International
Welsh Sports and Saloon Car Championship (Inc CNC Classes E, F)
RACE 3 - STATISTICS

CLASS : Inv (W)

2 Starters

Fastest Lap History

NO	NAME	LAP TIME	TIME OF DAY	LAP	VEHICLE
63	Kirk ARMITAGE	1:58.216	14:29:29.164	1	BMW M2 Competition
63	Kirk ARMITAGE	1:54.794	14:31:23.958	2	BMW M2 Competition
63	Kirk ARMITAGE	1:53.671	14:33:17.629	3	BMW M2 Competition
63	Kirk ARMITAGE	1:53.138	14:35:10.767	4	BMW M2 Competition
63	Kirk ARMITAGE	1:52.558	14:40:53.844	7	BMW M2 Competition
63	Kirk ARMITAGE	1:52.234	14:44:39.512	9	BMW M2 Competition
63	Kirk ARMITAGE	1:51.988	14:46:31.500	10	BMW M2 Competition

Leader History

NO	NAME	FROM LAP	LAPS LED	DISTANCE	VEHICLE
63	Kirk ARMITAGE	1	11	29.61 miles	BMW M2 Competition

Endurance North - 25th April 2026 - Oulton Park International

Welsh Sports and Saloon Car Championship (Inc CNC Classes E, F)

RACE 3 - STATISTICS

CLASS : 1 (W)

1 Starters

Fastest Lap History

NO	NAME	LAP TIME	TIME OF DAY	LAP	VEHICLE
53	Verity BANKS	2:28.805	14:29:59.743	1	Renault Clio
53	Verity BANKS	2:22.032	14:32:21.776	2	Renault Clio
53	Verity BANKS	2:21.385	14:34:43.161	3	Renault Clio
53	Verity BANKS	2:18.028	14:37:01.189	4	Renault Clio

Leader History

NO	NAME	FROM LAP	LAPS LED	DISTANCE	VEHICLE
53	Verity BANKS	1	9	24.22 miles	Renault Clio

Endurance North - 25th April 2026 - Oulton Park International
Welsh Sports and Saloon Car Championship (Inc CNC Classes E, F)
RACE 7 - GRID (20 minutes)



ROW 9	17	2 Matt HIBBERT	18	70 Tyrone LUFFARELLI
ROW 8	15	777 Joshua DACRES	16	8 Wayne SPILLER
ROW 7	13	53 Verity BANKS	14	19 Colin DUNN
ROW 6	11	67 Brian GILSENAN	12	21 Graham HUXTER
ROW 5	9	91 Jonathan LEE	10	14 Ceredig WILLIAMS
ROW 4	7	26 Louie DOBSON	8	84 Peter KOUKOULAS
ROW 3	5	17 Tom FOWLER	6	30 Robert WAKELIN
ROW 2	3	131 Howard HUNT	4	9 Cavan TAYLOR
ROW 1	1	63 Kirk ARMITAGE	2	40 James HARVEY

Pole



These results are provisional until the conclusion of any judicial and technical matters.

Oulton Park International: 2.6920 miles

Clerk Of Course: Andrew Barron

Timekeeper: Sarah Evans



Endurance North - 25th April 2026 - Oulton Park International
 Welsh Sports and Saloon Car Championship (Inc CNC Classes E, F)



RACE 7 - CLASSIFICATION

Race Distance: 11 Laps / 29.61 miles

POS	NO	CL	PIC	NAME	ENTRY	LAPS	TIME	GAP	DIFF	MPH	BEST	ON	GRD	↑↓
1	2	E(CNC)	1	Matt HIBBERT	Honda Civic Type R EP3	11	22:02.900			80.58	1:58.457	3	17	16
2	70*	5 (W)	1	Tyrone LUFFARELLI	Volkswagen Corrado	11	22:04.611	1.710	1.710	80.47	1:56.514	10	18	16
3	40	2 (W)	1	James HARVEY	Porsche Boxster S	11	22:08.373	5.473	3.762	80.25	1:58.704	11	2	-1
4	19	Inv (W)	1	Colin DUNN	Renault Clio 172	11	22:09.540	6.640	1.167	80.18	1:58.187	11	14	10
5	30	F(CNC)	1	Robert WAKELIN	Honda Civic	11	22:28.666	25.766	19.126	79.04	2:00.570	5	6	1
6	131	E(CNC)	2	Howard HUNT	MG ZS180	11	22:34.991	32.091	6.325	78.67	2:00.445	8	3	-3
7	9	E(CNC)	3	Cavan TAYLOR	Renault Clio 200	11	22:35.881	32.981	0.890	78.62	2:01.577	7	4	-3
8	17	2 (W)	2	Tom FOWLER	Mazda RX8	11	22:37.434	34.534	1.553	78.53	2:01.804	4	5	-3
9	26	F(CNC)	2	Louie DOBSON	Honda Civic	11	22:45.837	42.937	8.403	78.05	2:01.152	6	7	-2
10	84	E(CNC)	4	Peter KOUKOULAS	Toyota MR2 Roadster	11	23:48.804	1:45.904	1:02.967	74.61	2:08.652	10	8	-2
11	14	2 (W)	3	Ceredig WILLIAMS	Volkswagon Scirocco	11	24:14.302	2:11.402	25.498	73.30	2:09.208	9	10	-1
12	91	F(CNC)	3	Jonathan LEE	Mini Cooper	11	24:21.553	2:18.653	7.251	72.93	2:09.519	8	9	-3
13	21	2 (W)	4	Graham HUXTER	Renault Clio 172	10	22:04.613	1 Lap	1 Lap	73.16	2:08.944	9	12	-1
14	67	E(CNC)	5	Brian GILSENAN	Renault CLIO 182	10	22:06.556	1 Lap	1.943	73.05	2:09.213	7	11	-3
15	53	1 (W)	1	Verity BANKS	Renault Clio	10	23:34.830	1 Lap	1:28.274	68.49	2:17.864	3	13	-2

NOT CLASSIFIED

DNF	63	Inv (W)		Kirk ARMITAGE	BMW M2 Competition	10	19:11.067	1 Lap		84.19	1:52.154	4	1	
DNF	8	3 (W)		Wayne SPILLER	Seat Leon Cup Racer	5	9:58.610	6 Laps	5 Laps	80.94	1:51.640	3	16	
DNF	777	E(CNC)		Joshua DACRES	MG ZR 170	3	7:08.260	8 Laps	2 Laps	67.88	2:18.854	2	15	

FASTEST LAP

8	3 (W)	Wayne SPILLER	Seat Leon Cup Racer	3	1:51.640	86.80 mph	139.70 kph
63	Inv (W)	Kirk ARMITAGE	BMW M2 Competition	4	1:52.154	86.41 mph	139.06 kph
70	5 (W)	Tyrone LUFFARELLI	Volkswagen Corrado	10	1:56.514	83.17 mph	133.86 kph
2	E(CNC)	Matt HIBBERT	Honda Civic Type R EP3	3	1:58.457	81.81 mph	131.66 kph
40	2 (W)	James HARVEY	Porsche Boxster S	11	1:58.704	81.64 mph	131.39 kph
30	F(CNC)	Robert WAKELIN	Honda Civic	5	2:00.570	80.37 mph	129.35 kph
53	1 (W)	Verity BANKS	Renault Clio	3	2:17.864	70.29 mph	113.13 kph

Car 70 - Transponder stopped working. Please check before your next event.

Weather / Track : Sunny / Dry

These results are provisional until the conclusion of any judicial and technical matters.

Date: 25/04/2026 Start: 17:59 Finish: 18:21
 Oulton Park International: 2.6920 miles

Clerk Of Course: Andrew Barron

Timekeeper: Sarah Evans



Endurance North - 25th April 2026 - Oulton Park International

Welsh Sports and Saloon Car Championship (Inc CNC Classes E, F)

RACE 7 - LAP CHART

LAP 1 @ 18:01:05.273			LAP 2 @ 18:02:58.679			LAP 3 @ 18:04:51.131			LAP 4 @ 18:06:43.285			LAP 5 @ 18:08:36.366		
NO	BEHIND	LAP TIME	NO	BEHIND	LAP TIME	NO	BEHIND	LAP TIME	NO	BEHIND	LAP TIME	NO	BEHIND	LAP TIME
63		1:57.570	63		1:53.406	63		1:52.452	63		1:52.154	63		1:53.081
40	6.580	2:04.150	40	15.220	2:02.046	8	19.806	1:51.640	8	19.525	1:51.873	8	29.947	2:03.503 P
9	10.566	2:08.136	2	17.179	1:59.146	40	22.483	1:59.715	2	29.639	1:58.609	2	35.212	1:58.654
2	11.439	2:09.009	19	19.032	2:00.168	2	23.184	1:58.457	40	31.919	2:01.590	40	39.672	2:00.834
131	12.070	2:09.640	8	20.618	1:56.017	19	25.736	1:59.156	19	33.254	1:59.672	19	40.272	2:00.099
19	12.270	2:09.840	9	21.025	2:03.865	9	30.925	2:02.352	9	40.775	2:02.004	70	46.213	1:58.300
30	13.130	2:10.700	131	22.565	2:03.901	131	32.326	2:02.213	70	40.994	1:59.975	9	50.180	2:02.486
26	13.481	2:11.051	30	22.885	2:03.161	30	32.640	2:02.207	131	42.798	2:02.626	30	51.356	2:00.570
17	15.096	2:12.666	26	23.493	2:03.418	26	32.996	2:01.955	30	43.867	2:03.381	131	52.218	2:02.501
70	17.819	2:15.389	17	24.861	2:03.171	70	33.173	1:59.937	26	44.213	2:03.371	26	53.709	2:02.577
8	18.007	2:15.577	70	25.688	2:01.275	17	36.138	2:03.729	17	45.788	2:01.804	17	54.734	2:02.027
84	18.035	2:15.605	84	33.638	2:09.009	84	50.277	2:09.091	84	1:07.901	2:09.778	84	1:24.599	2:09.779
14	22.752	2:20.322	14	41.108	2:11.762	14	59.117	2:10.461	14	1:18.483	2:11.520	14	1:35.756	2:10.354
91	25.632	2:23.202	91	45.603	2:13.377	91	1:04.403	2:11.252	91	1:22.518	2:10.269	91	1:39.420	2:09.983
53	26.536	2:24.106	67	46.456	2:12.732	67	1:05.867	2:11.863	67	1:25.879	2:12.166	67	1:44.884	2:12.086
67	27.130	2:24.700	53	52.832	2:19.702	21	1:13.073	2:12.268	21	1:31.505	2:10.586	21	1:47.402	2:08.978
21	27.577	2:25.147	21	53.257	2:19.086	53	1:18.244	2:17.864	53	1:46.220	2:20.130			
777	28.700	2:26.270	777	54.148	2:18.854	777	1:24.832	2:23.136 P						

Endurance North - 25th April 2026 - Oulton Park International

Welsh Sports and Saloon Car Championship (Inc CNC Classes E, F)

RACE 7 - LAP CHART

LAP 6 @ 18:10:30.476			LAP 7 @ 18:12:25.566			LAP 8 @ 18:14:19.994			LAP 9 @ 18:16:15.299			LAP 10 @ 18:18:18.770		
NO	BEHIND	LAP TIME	NO	BEHIND	LAP TIME	NO	BEHIND	LAP TIME	NO	BEHIND	LAP TIME	NO	BEHIND	LAP TIME
63		1:54.110	63		1:55.090	63		1:54.428	63		1:55.305	63		2:03.471
53	1 Lap	2:20.264	91	1 Lap	2:10.054	14	1 Lap	2:10.619	84	1 Lap	2:09.346	84	1 Lap	2:09.322
2	39.927	1:58.825	67	1 Lap	2:12.113	91	1 Lap	2:09.990	14	1 Lap	2:10.355	14	1 Lap	2:09.208
40	47.108	2:01.546	21	1 Lap	2:10.301	67	1 Lap	2:09.213	91	1 Lap	2:09.519	91	1 Lap	2:09.657
19	47.478	2:01.316	2	44.113	1:59.276	21	1 Lap	2:09.053	67	1 Lap	2:09.257	21	1 Lap	2:08.944
70	49.041	1:56.938	53	1 Lap	2:22.382	2	48.907	1:59.222	21	1 Lap	2:09.221	67	1 Lap	2:09.592
30	59.329	2:02.083	40	51.325	1:59.307	70	56.344	1:57.564	2	52.380	1:58.778	2	48.136	1:59.227
9	59.979	2:03.909	70	53.208	1:59.257	40	58.685	2:01.788	70	1:02.015	2:00.976	70	55.058	1:56.514
26	1:00.751	2:01.152	19	54.197	2:01.809	19	59.784	2:00.015	40	1:02.501	1:59.121	40	58.602	1:59.572
131	1:01.484	2:03.376	30	1:04.927	2:00.688	30	1:12.160	2:01.661	19	1:04.277	1:59.798	19	1:00.286	1:59.480
17	1:02.494	2:01.870	9	1:06.466	2:01.577	9	1:14.312	2:02.274	30	1:17.435	2:00.580	30	1:14.925	2:00.961
84	1:39.959	2:09.470	26	1:07.437	2:01.776	131	1:14.626	2:00.445	131	1:21.458	2:02.137	131	1:21.340	2:03.353
14	1:51.448	2:09.802	131	1:08.609	2:02.215	53	1 Lap	2:24.682	9	1:23.707	2:04.700	9	1:22.117	2:01.881
			17	1:09.490	2:02.086	17	1:17.367	2:02.305	17	1:24.354	2:02.292	17	1:23.833	2:02.950
			84	1:54.237	2:09.368	26	1:17.552	2:04.543	26	1:24.870	2:02.623	26	1:24.017	2:02.618
									53	1 Lap	2:20.738	53	1 Lap	2:21.078
												84	2:28.353	2:08.652
												14	2:46.659	2:13.323
												91	2:48.209	2:11.973

Endurance North - 25th April 2026 - Oulton Park International

Welsh Sports and Saloon Car Championship (Inc CNC Classes E, F)

RACE 7 - LAP CHART

LAP 11 @ 18:21:10.603

NO	BEHIND	LAP TIME
2		2:03.697
70	1.710	1:58.485
21	1 Lap	2:11.029
67	1 Lap	2:12.834
40	5.473	1:58.704
19	6.640	1:58.187
30	25.766	2:02.674
131	32.091	2:02.584
9	32.981	2:02.697
17	34.534	2:02.534
26	42.937	2:10.753
53	1 Lap	2:23.884
84	1:45.904	2:09.384
14	2:11.402	2:16.576
91	2:18.653	2:22.277

Endurance North - 25th April 2026 - Oulton Park International

Welsh Sports and Saloon Car Championship (Inc CNC Classes E, F)

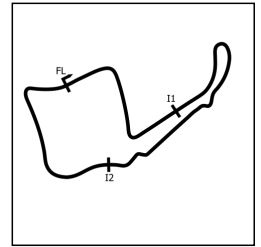
RACE 7 - POSITION CHART

No	Name	Lap Pos	Lap												
			1	2	3	4	5	6	7	8	9	10	11		
63	ARMITAGE	1	63	63	63	63	63	63	63	63	63	63	63	63	2
40	HARVEY	2	40	40	8	8	8	2	2	2	2	2	2	2	70
131	HUNT	3	9	2	40	2	2	40	40	70	70	70	70	40	
9	TAYLOR	4	2	19	2	40	40	19	70	40	40	40	40	19	
17	FOWLER	5	131	8	19	19	19	70	19	19	19	19	19	30	
30	WAKELIN	6	19	9	9	9	70	30	30	30	30	30	30	131	
26	DOBSON	7	30	131	131	70	9	9	9	9	131	131	9		
84	KOUKOULAS	8	26	30	30	131	30	26	26	131	9	9	17		
91	LEE	9	17	26	26	30	131	131	131	17	17	17	26		
14	WILLIAMS	10	70	17	70	26	26	17	17	26	26	26	84		
67	GILSENAN	11	8	70	17	17	17	84	84	84	84	84	14		
21	HUXTER	12	84	84	84	84	84	14	14	14	14	14	91		
53	BANKS	13	14	14	14	14	14	91	91	91	91	91			
19	DUNN	14	91	91	91	91	91	67	67	67	21	21			
777	DACRES	15	53	67	67	67	67	21	21	21	67	67			
8	SPILLER	16	67	53	21	21	21	53	53	53	53	53			
2	HIBBERT	17	21	21	53	53	53								
70	LUFFARELLI	18	777	777	777										

Endurance North - 25th April 2026 - Oulton Park International

Welsh Sports and Saloon Car Championship (Inc CNC Classes E, F)

RACE 7 - SECTOR ANALYSIS



SECTOR 1 = FL to I1, SECTOR 2 = I1 to I2, SECTOR 3 = I2 to FL, DIFF = Difference To Personal Best Lap, P = Crossed Finish Line in Pit Lane, D = Time Disallowed

P1		2 E (CNC) Matt HIBBERT		Honda Civic Type R EP3			
IDEAL LAP TIME : 1:58.244		BEST LAP TIME : 1:58.457		DIFFERENCE : 0.213			
LAP	SECTOR 1	SECTOR 2	SECTOR 3	LAP TIME	MPH	DIFF	TIME OF DAY
1 -		58.605	33.232	2:09.009	75.12	10.552	18:01:16.712
2 -	29.536	56.824	32.786	1:59.146	81.33	0.689	18:03:15.858
3 -	28.984	56.774	32.699	1:58.457 (1)	81.81		18:05:14.315
4 -	29.345	56.648	32.616	1:58.609 (2)	81.70	0.152	18:07:12.924
5 -	28.980	56.849	32.825	1:58.654 (3)	81.67	0.197	18:09:11.578
6 -	29.016	56.874	32.935	1:58.825	81.55	0.368	18:11:10.403
7 -	29.254	57.058	32.964	1:59.276	81.25	0.819	18:13:09.679
8 -	29.022	57.217	32.983	1:59.222	81.28	0.765	18:15:08.901
9 -	29.318	56.784	32.676	1:58.778	81.59	0.321	18:17:07.679
10 -	29.250	57.156	32.821	1:59.227	81.28	0.770	18:19:06.906
11 -	29.369	59.954	34.374	2:03.697	78.34	5.240	18:21:10.603

P2		70 5 (W) Tyrone LUFFARELLI		Volkswagen Corrado			
IDEAL LAP TIME :		BEST LAP TIME : 1:56.514		DIFFERENCE :			
LAP	SECTOR 1	SECTOR 2	SECTOR 3	LAP TIME	MPH	DIFF	TIME OF DAY
1 -				2:15.389	71.58	18.875	18:01:23.092
2 -				2:01.275	79.91	4.761	18:03:24.367
3 -				1:59.937	80.80	3.423	18:05:24.304
4 -				1:59.975	80.77	3.461	18:07:24.279
5 -				1:58.300	81.92	1.786	18:09:22.579
6 -				1:56.938 (2)	82.87	0.424	18:11:19.517
7 -				1:59.257	81.26	2.743	18:13:18.774
8 -				1:57.564 (3)	82.43	1.050	18:15:16.338
9 -				2:00.976	80.10	4.462	18:17:17.314
10 -				1:56.514 (1)	83.17		18:19:13.828
11 -				1:58.485	81.79	1.971	18:21:12.313

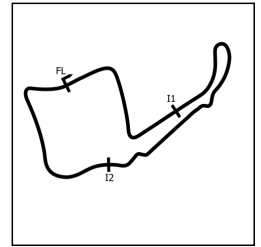
P3		40 2 (W) James HARVEY		Porsche Boxster S			
IDEAL LAP TIME : 1:58.291		BEST LAP TIME : 1:58.704		DIFFERENCE : 0.413			
LAP	SECTOR 1	SECTOR 2	SECTOR 3	LAP TIME	MPH	DIFF	TIME OF DAY
1 -		57.406	33.205	2:04.150	78.06	5.446	18:01:11.853
2 -	30.028	58.209	33.809	2:02.046	79.40	3.342	18:03:13.899
3 -	29.559	56.796	33.360	1:59.715	80.95	1.011	18:05:13.614
4 -	29.957	58.197	33.436	2:01.590	79.70	2.886	18:07:15.204
5 -	29.996	56.837	34.001	2:00.834	80.20	2.130	18:09:16.038
6 -	30.270	57.864	33.412	2:01.546	79.73	2.842	18:11:17.584
7 -	29.698	56.494	33.115	1:59.307 (3)	81.22	0.603	18:13:16.891
8 -	29.927	58.847	33.014	2:01.788	79.57	3.084	18:15:18.679
9 -	29.471	56.222	33.428	1:59.121 (2)	81.35	0.417	18:17:17.800
10 -	30.123	56.591	32.858	1:59.572	81.04	0.868	18:19:17.372
11 -	29.442	56.635	32.627	1:58.704 (1)	81.64		18:21:16.076

P4		19 Inv (W) Colin DUNN		Renault Clio 172			
IDEAL LAP TIME : 1:57.925		BEST LAP TIME : 1:58.187		DIFFERENCE : 0.262			
LAP	SECTOR 1	SECTOR 2	SECTOR 3	LAP TIME	MPH	DIFF	TIME OF DAY
1 -		58.589	33.318	2:09.840	74.63	11.653	18:01:17.543
2 -	29.988	57.545	32.635	2:00.168	80.64	1.981	18:03:17.711
3 -	29.027	57.270	32.859	1:59.156 (2)	81.33	0.969	18:05:16.867
4 -	29.155	57.662	32.855	1:59.672	80.98	1.485	18:07:16.539
5 -	29.609	57.435	33.055	2:00.099	80.69	1.912	18:09:16.638
6 -	29.857	58.002	33.457	2:01.316	79.88	3.129	18:11:17.954
7 -	29.496	58.939	33.374	2:01.809	79.56	3.622	18:13:19.763
8 -	29.077	57.933	33.005	2:00.015	80.75	1.828	18:15:19.778
9 -	29.307	57.692	32.799	1:59.798	80.89	1.611	18:17:19.576
10 -	29.302	57.209	32.969	1:59.480 (3)	81.11	1.293	18:19:19.056
11 -	28.853	56.437	32.897	1:58.187 (1)	81.99		18:21:17.243

Endurance North - 25th April 2026 - Oulton Park International

Welsh Sports and Saloon Car Championship (Inc CNC Classes E, F)

RACE 7 - SECTOR ANALYSIS



SECTOR 1 = FL to I1, SECTOR 2 = I1 to I2, SECTOR 3 = I2 to FL, DIFF = Difference To Personal Best Lap, P = Crossed Finish Line in Pit Lane, D = Time Disallowed

P5 30 F (CNC) Robert WAKELIN				Honda Civic			
IDEAL LAP TIME : 2:00.188		BEST LAP TIME : 2:00.570		DIFFERENCE : 0.382			
LAP	SECTOR 1	SECTOR 2	SECTOR 3	LAP TIME	MPH	DIFF	TIME OF DAY
1 -		1:00.562	34.372	2:10.700	74.14	10.130	18:01:18.403
2 -	30.166	59.200	33.795	2:03.161	78.68	2.591	18:03:21.564
3 -	29.757	58.678	33.772	2:02.207	79.30	1.637	18:05:23.771
4 -	30.030	59.857	33.494	2:03.381	78.54	2.811	18:07:27.152
5 -	29.717	57.713	33.140	2:00.570 (1)	80.37		18:09:27.722
6 -	29.408	59.212	33.463	2:02.083	79.38	1.513	18:11:29.805
7 -	29.639	57.770	33.279	2:00.688 (3)	80.30	0.118	18:13:30.493
8 -	29.569	57.640	34.452	2:01.661	79.65	1.091	18:15:32.154
9 -	29.695	57.699	33.186	2:00.580 (2)	80.37	0.010	18:17:32.734
10 -	29.636	57.795	33.530	2:00.961	80.11	0.391	18:19:33.695
11 -	29.996	58.953	33.725	2:02.674	79.00	2.104	18:21:36.369

P6 131 E (CNC) Howard HUNT				MG ZS180			
IDEAL LAP TIME : 2:00.424		BEST LAP TIME : 2:00.445		DIFFERENCE : 0.021			
LAP	SECTOR 1	SECTOR 2	SECTOR 3	LAP TIME	MPH	DIFF	TIME OF DAY
1 -		1:00.156	34.027	2:09.640	74.75	9.195	18:01:17.343
2 -	31.086	58.958	33.857	2:03.901	78.21	3.456	18:03:21.244
3 -	29.751	58.692	33.770	2:02.213 (3)	79.29	1.768	18:05:23.457
4 -	30.389	58.702	33.535	2:02.626	79.03	2.181	18:07:26.083
5 -	29.929	59.411	33.161	2:02.501	79.11	2.056	18:09:28.584
6 -	29.612	1:00.196	33.568	2:03.376	78.55	2.931	18:11:31.960
7 -	29.635	59.288	33.292	2:02.215	79.29	1.770	18:13:34.175
8 -	29.633	57.905	32.907	2:00.445 (1)	80.46		18:15:34.620
9 -	30.382	58.593	33.162	2:02.137 (2)	79.34	1.692	18:17:36.757
10 -	30.223	59.997	33.133	2:03.353	78.56	2.908	18:19:40.110
11 -	29.871	59.376	33.337	2:02.584	79.05	2.139	18:21:42.694

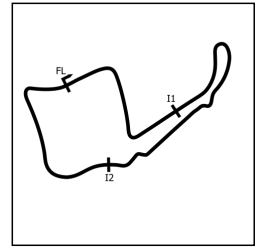
P7 9 E (CNC) Cavan TAYLOR				Renault Clio 200			
IDEAL LAP TIME : 2:01.371		BEST LAP TIME : 2:01.577		DIFFERENCE : 0.206			
LAP	SECTOR 1	SECTOR 2	SECTOR 3	LAP TIME	MPH	DIFF	TIME OF DAY
1 -		59.502	34.371	2:08.136	75.63	6.559	18:01:15.839
2 -	30.624	59.530	33.711	2:03.865	78.24	2.288	18:03:19.704
3 -	30.126	58.620	33.606	2:02.352	79.20	0.775	18:05:22.056
4 -	29.974	58.253	33.777	2:02.004 (3)	79.43	0.427	18:07:24.060
5 -	30.349	58.398	33.739	2:02.486	79.12	0.909	18:09:26.546
6 -	29.950	1:00.041	33.918	2:03.909	78.21	2.332	18:11:30.455
7 -	29.697	58.253	33.627	2:01.577 (1)	79.71		18:13:32.032
8 -	29.964	58.290	34.020	2:02.274	79.25	0.697	18:15:34.306
9 -	30.531	1:00.276	33.893	2:04.700	77.71	3.123	18:17:39.006
10 -	30.195	58.265	33.421	2:01.881 (2)	79.51	0.304	18:19:40.887
11 -	29.920	59.061	33.716	2:02.697	78.98	1.120	18:21:43.584

P8 17 2 (W) Tom FOWLER				Mazda RX8			
IDEAL LAP TIME : 2:01.128		BEST LAP TIME : 2:01.804		DIFFERENCE : 0.676			
LAP	SECTOR 1	SECTOR 2	SECTOR 3	LAP TIME	MPH	DIFF	TIME OF DAY
1 -		1:01.121	34.547	2:12.666	73.04	10.862	18:01:20.369
2 -	30.332	59.265	33.574	2:03.171	78.68	1.367	18:03:23.540
3 -	30.056	59.693	33.980	2:03.729	78.32	1.925	18:05:27.269
4 -	30.088	58.124	33.592	2:01.804 (1)	79.56		18:07:29.073
5 -	30.084	58.255	33.688	2:02.027 (3)	79.41	0.223	18:09:31.100
6 -	29.952	58.075	33.843	2:01.870 (2)	79.52	0.066	18:11:32.970
7 -	30.165	58.452	33.469	2:02.086	79.38	0.282	18:13:35.056
8 -	29.828	58.090	34.387	2:02.305	79.23	0.501	18:15:37.361
9 -	30.690	57.888	33.714	2:02.292	79.24	0.488	18:17:39.653
10 -	30.941	58.319	33.690	2:02.950	78.82	1.146	18:19:42.603
11 -	29.771	59.041	33.722	2:02.534	79.09	0.730	18:21:45.137

Endurance North - 25th April 2026 - Oulton Park International

Welsh Sports and Saloon Car Championship (Inc CNC Classes E, F)

RACE 7 - SECTOR ANALYSIS



SECTOR 1 = FL to I1, SECTOR 2 = I1 to I2, SECTOR 3 = I2 to FL, DIFF = Difference To Personal Best Lap, P = Crossed Finish Line in Pit Lane, D = Time Disallowed

P9 26 F (CNC) Louie DOBSON			Honda Civic				
IDEAL LAP TIME : 2:00.813		BEST LAP TIME : 2:01.152		DIFFERENCE : 0.339			
LAP	SECTOR 1	SECTOR 2	SECTOR 3	LAP TIME	MPH	DIFF	TIME OF DAY
1 -		1:00.980	34.035	2:11.051	73.95	9.899	18:01:18.754
2 -	30.055	59.594	33.769	2:03.418	78.52	2.266	18:03:22.172
3 -	29.663	58.692	33.600	2:01.955 (3)	79.46	0.803	18:05:24.127
4 -	30.533	59.437	33.401	2:03.371	78.55	2.219	18:07:27.498
5 -	29.593	59.575	33.409	2:02.577	79.06	1.425	18:09:30.075
6 -	29.739	57.823	33.590	2:01.152 (1)	79.99		18:11:31.227
7 -	30.218	58.161	33.397	2:01.776 (2)	79.58	0.624	18:13:33.003
8 -	29.973	1:00.248	34.322	2:04.543	77.81	3.391	18:15:37.546
9 -	30.846	57.931	33.846	2:02.623	79.03	1.471	18:17:40.169
10 -	30.689	58.269	33.660	2:02.618	79.03	1.466	18:19:42.787
11 -	30.192	1:02.932	37.629	2:10.753	74.11	9.601	18:21:53.540

P10 84 E (CNC) Peter KOUKOULAS			Toyota MR2 Roadster				
IDEAL LAP TIME : 2:08.390		BEST LAP TIME : 2:08.652		DIFFERENCE : 0.262			
LAP	SECTOR 1	SECTOR 2	SECTOR 3	LAP TIME	MPH	DIFF	TIME OF DAY
1 -		1:02.146	35.529	2:15.605	71.46	6.953	18:01:23.308
2 -	32.234	1:01.189	35.586	2:09.009 (2)	75.12	0.357	18:03:32.317
3 -	32.355	1:01.073	35.663	2:09.091 (3)	75.07	0.439	18:05:41.408
4 -	32.747	1:01.436	35.595	2:09.778	74.67	1.126	18:07:51.186
5 -	32.525	1:01.643	35.611	2:09.779	74.67	1.127	18:10:00.965
6 -	32.561	1:01.327	35.582	2:09.470	74.85	0.818	18:12:10.435
7 -	32.513	1:01.147	35.708	2:09.368	74.91	0.716	18:14:19.803
8 -	32.507	1:01.329	35.510	2:09.346	74.92	0.694	18:16:29.149
9 -	32.490	1:01.533	35.299	2:09.322	74.93	0.670	18:18:38.471
10 -	32.341	1:00.857	35.454	2:08.652 (1)	75.32		18:20:47.123
11 -	32.284	1:01.480	35.620	2:09.384	74.90	0.732	18:22:56.507

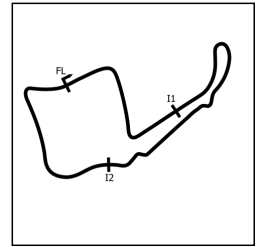
P11 14 2 (W) Ceredig WILLIAMS			Volkswagon Scirocco				
IDEAL LAP TIME : 2:08.319		BEST LAP TIME : 2:09.208		DIFFERENCE : 0.889			
LAP	SECTOR 1	SECTOR 2	SECTOR 3	LAP TIME	MPH	DIFF	TIME OF DAY
1 -		1:05.019	35.803	2:20.322	69.06	11.114	18:01:28.025
2 -	32.783	1:03.434	35.545	2:11.762	73.55	2.554	18:03:39.787
3 -	32.284	1:02.958	35.219	2:10.461	74.28	1.253	18:05:50.248
4 -	32.832	1:03.209	35.479	2:11.520	73.68	2.312	18:08:01.768
5 -	32.173	1:03.405	34.776	2:10.354 (3)	74.34	1.146	18:10:12.122
6 -	32.574	1:02.103	35.125	2:09.802 (2)	74.66	0.594	18:12:21.924
7 -	33.008	1:02.324	35.287	2:10.619	74.19	1.411	18:14:32.543
8 -	32.601	1:02.510	35.244	2:10.355	74.34	1.147	18:16:42.898
9 -	32.204	1:01.457	35.547	2:09.208 (1)	75.00		18:18:52.106
10 -	32.086	1:04.918	36.319	2:13.323	72.69	4.115	18:21:05.429
11 -	34.254	1:05.899	36.423	2:16.576	70.95	7.368	18:23:22.005

P12 91 F (CNC) Jonathan LEE			Mini Cooper				
IDEAL LAP TIME : 2:09.344		BEST LAP TIME : 2:09.519		DIFFERENCE : 0.175			
LAP	SECTOR 1	SECTOR 2	SECTOR 3	LAP TIME	MPH	DIFF	TIME OF DAY
1 -		1:06.174	37.331	2:23.202	67.67	13.683	18:01:30.905
2 -	33.136	1:03.379	36.862	2:13.377	72.66	3.858	18:03:44.282
3 -	32.150	1:02.359	36.743	2:11.252	73.83	1.733	18:05:55.534
4 -	31.756	1:02.254	36.259	2:10.269	74.39	0.750	18:08:05.803
5 -	31.806	1:02.008	36.169	2:09.983 (3)	74.55	0.464	18:10:15.786
6 -	31.776	1:02.018	36.260	2:10.054	74.51	0.535	18:12:25.840
7 -	31.948	1:01.858	36.184	2:09.990	74.55	0.471	18:14:35.830
8 -	31.857	1:01.691	35.971	2:09.519 (1)	74.82		18:16:45.349
9 -	31.682	1:01.886	36.089	2:09.657 (2)	74.74	0.138	18:18:55.006
10 -	31.756	1:03.546	36.671	2:11.973	73.43	2.454	18:21:06.979
11 -	34.661	1:06.498	41.118	2:22.277	68.11	12.758	18:23:29.256

Endurance North - 25th April 2026 - Oulton Park International

Welsh Sports and Saloon Car Championship (Inc CNC Classes E, F)

RACE 7 - SECTOR ANALYSIS



SECTOR 1 = FL to I1, SECTOR 2 = I1 to I2, SECTOR 3 = I2 to FL, DIFF = Difference To Personal Best Lap, P = Crossed Finish Line in Pit Lane, D = Time Disallowed

P13 21 2 (W) Graham HUXTER		Renault Clio 172					
IDEAL LAP TIME : 2:08.190		BEST LAP TIME : 2:08.944		DIFFERENCE : 0.754			
LAP	SECTOR 1	SECTOR 2	SECTOR 3	LAP TIME	MPH	DIFF	TIME OF DAY
1 -		1:06.249	36.453	2:25.147	66.76	16.203	18:01:32.850
2 -	33.746	1:07.214	38.126	2:19.086	69.67	10.142	18:03:51.936
3 -	33.354	1:02.713	36.201	2:12.268	73.27	3.324	18:06:04.204
4 -	32.921	1:01.544	36.121	2:10.586	74.21	1.642	18:08:14.790
5 -	31.810	1:01.360	35.808	2:08.978 (2)	75.13	0.034	18:10:23.768
6 -	31.775	1:02.321	36.205	2:10.301	74.37	1.357	18:12:34.069
7 -	32.070	1:01.166	35.817	2:09.053 (3)	75.09	0.109	18:14:43.122
8 -	31.587	1:01.975	35.659	2:09.221	74.99	0.277	18:16:52.343
9 -	32.149	1:00.944	35.851	2:08.944 (1)	75.15		18:19:01.287
10 -	32.032	1:01.809	37.188	2:11.029	73.96	2.085	18:21:12.316

P14 67 E (CNC) Brian GILSENAN		Renault CLIO 182					
IDEAL LAP TIME : 2:08.675		BEST LAP TIME : 2:09.213		DIFFERENCE : 0.538			
LAP	SECTOR 1	SECTOR 2	SECTOR 3	LAP TIME	MPH	DIFF	TIME OF DAY
1 -		1:07.389	36.750	2:24.700	66.97	15.487	18:01:32.403
2 -	33.319	1:02.582	36.831	2:12.732	73.01	3.519	18:03:45.135
3 -	32.125	1:03.244	36.494	2:11.863	73.49	2.650	18:05:56.998
4 -	32.362	1:03.154	36.650	2:12.166	73.32	2.953	18:08:09.164
5 -	32.238	1:02.823	37.025	2:12.086	73.37	2.873	18:10:21.250
6 -	32.504	1:03.345	36.264	2:12.113	73.35	2.900	18:12:33.363
7 -	31.949	1:01.543	35.721	2:09.213 (1)	75.00		18:14:42.576
8 -	32.017	1:01.454	35.786	2:09.257 (2)	74.97	0.044	18:16:51.833
9 -	31.500	1:01.735	36.357	2:09.592 (3)	74.78	0.379	18:19:01.425
10 -	32.567	1:03.637	36.630	2:12.834	72.95	3.621	18:21:14.259

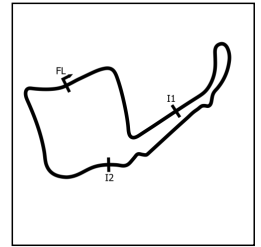
P15 53 1 (W) Verity BANKS		Renault Clio					
IDEAL LAP TIME : 2:17.587		BEST LAP TIME : 2:17.864		DIFFERENCE : 0.277			
LAP	SECTOR 1	SECTOR 2	SECTOR 3	LAP TIME	MPH	DIFF	TIME OF DAY
1 -		1:06.305	37.671	2:24.106	67.25	6.242	18:01:31.809
2 -	33.850	1:08.045	37.807	2:19.702 (2)	69.37	1.838	18:03:51.511
3 -	34.013	1:06.419	37.432	2:17.864 (1)	70.29		18:06:09.375
4 -	34.536	1:07.072	38.522	2:20.130 (3)	69.15	2.266	18:08:29.505
5 -	34.834	1:06.502	38.928	2:20.264	69.09	2.400	18:10:49.769
6 -	35.183	1:08.066	39.133	2:22.382	68.06	4.518	18:13:12.151
7 -	35.226	1:08.083	41.373	2:24.682	66.98	6.818	18:15:36.833
8 -	35.327	1:06.638	38.773	2:20.738	68.86	2.874	18:17:57.571
9 -	34.743	1:07.002	39.333	2:21.078	68.69	3.214	18:20:18.649
10 -	34.780	1:09.193	39.911	2:23.884	67.35	6.020	18:22:42.533

P16 63 Inv (W) Kirk ARMITAGE		BMW M2 Competition					
IDEAL LAP TIME : 1:51.834		BEST LAP TIME : 1:52.154		DIFFERENCE : 0.320			
LAP	SECTOR 1	SECTOR 2	SECTOR 3	LAP TIME	MPH	DIFF	TIME OF DAY
1 -		55.117	31.135	1:57.570	82.42	5.416	18:01:05.273
2 -	27.456	54.838	31.112	1:53.406	85.45	1.252	18:02:58.679
3 -	27.548	54.209	30.695	1:52.452 (2)	86.18	0.298	18:04:51.131
4 -	27.648	53.683	30.823	1:52.154 (1)	86.41		18:06:43.285
5 -	27.595	54.204	31.282	1:53.081 (3)	85.70	0.927	18:08:36.366
6 -	27.925	54.734	31.451	1:54.110	84.92	1.956	18:10:30.476
7 -	27.546	56.437	31.107	1:55.090	84.20	2.936	18:12:25.566
8 -	28.552	54.316	31.560	1:54.428	84.69	2.274	18:14:19.994
9 -	27.616	55.168	32.521	1:55.305	84.04	3.151	18:16:15.299
10 -	29.611	58.930	34.930	2:03.471	78.49	11.317	18:18:18.770
11 -	30.576						

Endurance North - 25th April 2026 - Oulton Park International

Welsh Sports and Saloon Car Championship (Inc CNC Classes E, F)

RACE 7 - SECTOR ANALYSIS



SECTOR 1 = FL to I1, SECTOR 2 = I1 to I2, SECTOR 3 = I2 to FL, DIFF = Difference To Personal Best Lap, P = Crossed Finish Line in Pit Lane, D = Time Disallowed

P17 8 3 (W) Wayne SPILLER		Seat Leon Cup Racer					
IDEAL LAP TIME : 1:51.539		BEST LAP TIME : 1:51.640		DIFFERENCE : 0.101			
LAP	SECTOR 1	SECTOR 2	SECTOR 3	LAP TIME	MPH	DIFF	TIME OF DAY
1 -		1:03.344	31.709	2:15.577	71.48	23.937	18:01:23.280
2 -	27.987	56.303	31.727	1:56.017 (3)	83.53	4.377	18:03:19.297
3 -	27.370	53.600	30.670	1:51.640 (1)	86.80		18:05:10.937
4 -	27.600	53.704	30.569	1:51.873 (2)	86.62	0.233	18:07:02.810
5 -	29.989	55.827	IN PIT	2:03.503 P	78.47	11.863	18:09:06.313

P18 777 E (CNC) Joshua DACRES		MG ZR 170					
IDEAL LAP TIME : 2:15.182		BEST LAP TIME : 2:18.854		DIFFERENCE : 3.672			
LAP	SECTOR 1	SECTOR 2	SECTOR 3	LAP TIME	MPH	DIFF	TIME OF DAY
1 -		1:07.743	36.939	2:26.270 (2)	66.25	7.416	18:01:33.973
2 -	32.505	1:08.094	38.255	2:18.854 (1)	69.79		18:03:52.827
3 -	34.002	1:05.738	IN PIT	2:23.136 P	67.70	4.282	18:06:15.963

Endurance North - 25th April 2026 - Oulton Park International

Welsh Sports and Saloon Car Championship (Inc CNC Classes E, F)

RACE 7 - STATISTICS

Competitors Started 18
Planned Start 2026-04-25 @ 17:25:00.000
Actual Start 2026-04-25 @ 17:59:07.702
Finish Time 2026-04-25 @ 18:21:09.280
Track Length 2.6920mi.
Total Laps 180
Total Distance Covered 484.5651mi.

Session Fastest Lap History

NO	CL	NAME	LAP TIME	TIME OF DAY	LAP	VEHICLE
63	Inv (W)	Kirk ARMITAGE	1:57.570	18:01:05.278	1	BMW M2 Competition
63	Inv (W)	Kirk ARMITAGE	1:53.406	18:02:58.683	2	BMW M2 Competition
63	Inv (W)	Kirk ARMITAGE	1:52.452	18:04:51.135	3	BMW M2 Competition
8	3 (W)	Wayne SPILLER	1:51.640	18:05:10.935	3	Seat Leon Cup Racer

Session Leader History

NO	CL	NAME	FROM LAP	LAPS LED	DISTANCE	VEHICLE
63	Inv (W)	Kirk ARMITAGE	1	10	26.92 miles	BMW M2 Competition
2	E (CNC)	Matt HIBBERT	11	1	2.69 miles	Honda Civic Type R EP3

Flag History

TYPE	TIME OF DAY
GREEN	17:59:07.702
FINISH	18:21:09.280

Flag Statistics

TYPE	COUNT	TOTAL LAPS	TOTAL TIME
Green	1	11	24:34.645
Red	0	0	0.000
Safety Car	0	0	0.000
FCY	0	0	0.000

Endurance North - 25th April 2026 - Oulton Park International
Welsh Sports and Saloon Car Championship (Inc CNC Classes E, F)
RACE 7 - STATISTICS

CLASS : E (CNC)

6 Starters

Fastest Lap History

NO	NAME	LAP TIME	TIME OF DAY	LAP	VEHICLE
9	Cavan TAYLOR	2:08.136	18:01:15.840	1	Renault Clio 200
2	Matt HIBBERT	1:59.146	18:03:15.849	2	Honda Civic Type R EP3
2	Matt HIBBERT	1:58.457	18:05:14.305	3	Honda Civic Type R EP3

Leader History

NO	NAME	FROM LAP	LAPS LED	DISTANCE	VEHICLE
9	Cavan TAYLOR	1	1	2.69 miles	Renault Clio 200
2	Matt HIBBERT	2	10	26.92 miles	Honda Civic Type R EP3

Endurance North - 25th April 2026 - Oulton Park International
Welsh Sports and Saloon Car Championship (Inc CNC Classes E, F)
RACE 7 - STATISTICS

CLASS : F (CNC)

3 Starters

Fastest Lap History

NO	NAME	LAP TIME	TIME OF DAY	LAP	VEHICLE
30	Robert WAKELIN	2:10.700	18:01:18.402	1	Honda Civic
30	Robert WAKELIN	2:03.161	18:03:21.564	2	Honda Civic
30	Robert WAKELIN	2:02.207	18:05:23.771	3	Honda Civic
26	Louie DOBSON	2:01.955	18:05:24.121	3	Honda Civic
30	Robert WAKELIN	2:00.570	18:09:27.721	5	Honda Civic

Leader History

NO	NAME	FROM LAP	LAPS LED	DISTANCE	VEHICLE
30	Robert WAKELIN	1	11	29.61 miles	Honda Civic

Endurance North - 25th April 2026 - Oulton Park International
Welsh Sports and Saloon Car Championship (Inc CNC Classes E, F)
RACE 7 - STATISTICS

CLASS : 3 (W)

1 Starters

Fastest Lap History

NO	NAME	LAP TIME	TIME OF DAY	LAP	VEHICLE
8	Wayne SPILLER	2:15.577	18:01:23.279	1	Seat Leon Cup Racer
8	Wayne SPILLER	1:56.017	18:03:19.295	2	Seat Leon Cup Racer
8	Wayne SPILLER	1:51.640	18:05:10.935	3	Seat Leon Cup Racer

Leader History

NO	NAME	FROM LAP	LAPS LED	DISTANCE	VEHICLE
8	Wayne SPILLER	1	5	13.46 miles	Seat Leon Cup Racer

Endurance North - 25th April 2026 - Oulton Park International
Welsh Sports and Saloon Car Championship (Inc CNC Classes E, F)
RACE 7 - STATISTICS

CLASS : 2 (W)

4 Starters

Fastest Lap History

NO	NAME	LAP TIME	TIME OF DAY	LAP	VEHICLE
40	James HARVEY	2:04.150	18:01:11.836	1	Porsche Boxster S
40	James HARVEY	2:02.046	18:03:13.881	2	Porsche Boxster S
40	James HARVEY	1:59.715	18:05:13.597	3	Porsche Boxster S
40	James HARVEY	1:59.307	18:13:16.874	7	Porsche Boxster S
40	James HARVEY	1:59.121	18:17:17.783	9	Porsche Boxster S
40	James HARVEY	1:58.704	18:21:16.058	11	Porsche Boxster S

Leader History

NO	NAME	FROM LAP	LAPS LED	DISTANCE	VEHICLE
40	James HARVEY	1	11	29.61 miles	Porsche Boxster S

Endurance North - 25th April 2026 - Oulton Park International
Welsh Sports and Saloon Car Championship (Inc CNC Classes E, F)
RACE 7 - STATISTICS

CLASS : Inv (W)

2 Starters

Fastest Lap History

NO	NAME	LAP TIME	TIME OF DAY	LAP	VEHICLE
63	Kirk ARMITAGE	1:57.570	18:01:05.278	1	BMW M2 Competition
63	Kirk ARMITAGE	1:53.406	18:02:58.683	2	BMW M2 Competition
63	Kirk ARMITAGE	1:52.452	18:04:51.135	3	BMW M2 Competition
63	Kirk ARMITAGE	1:52.154	18:06:43.289	4	BMW M2 Competition

Leader History

NO	NAME	FROM LAP	LAPS LED	DISTANCE	VEHICLE
63	Kirk ARMITAGE	1	10	26.92 miles	BMW M2 Competition
19	Colin DUNN	11	1	2.69 miles	Renault Clio 172

Endurance North - 25th April 2026 - Oulton Park International

Welsh Sports and Saloon Car Championship (Inc CNC Classes E, F)

RACE 7 - STATISTICS

CLASS : 5 (W)

1 Starters

Fastest Lap History

NO	NAME	LAP TIME	TIME OF DAY	LAP	VEHICLE
70	Tyrone LUFFARELLI	2:15.389	18:01:23.092	1	Volkswagen Corrado
70	Tyrone LUFFARELLI	2:01.275	18:03:24.367	2	Volkswagen Corrado
70	Tyrone LUFFARELLI	1:59.937	18:05:24.304	3	Volkswagen Corrado
70	Tyrone LUFFARELLI	1:58.300	18:09:22.579	5	Volkswagen Corrado
70	Tyrone LUFFARELLI	1:56.938	18:11:19.517	6	Volkswagen Corrado
70	Tyrone LUFFARELLI	1:56.514	18:19:13.828	10	Volkswagen Corrado

Leader History

NO	NAME	FROM LAP	LAPS LED	DISTANCE	VEHICLE
70	Tyrone LUFFARELLI	1	11	29.61 miles	Volkswagen Corrado

Endurance North - 25th April 2026 - Oulton Park International
Welsh Sports and Saloon Car Championship (Inc CNC Classes E, F)
RACE 7 - STATISTICS

CLASS : 1 (W)

1 Starters

Fastest Lap History

NO	NAME	LAP TIME	TIME OF DAY	LAP	VEHICLE
53	Verity BANKS	2:24.106	18:01:31.805	1	Renault Clio
53	Verity BANKS	2:19.702	18:03:51.506	2	Renault Clio
53	Verity BANKS	2:17.864	18:06:09.370	3	Renault Clio

Leader History

NO	NAME	FROM LAP	LAPS LED	DISTANCE	VEHICLE
53	Verity BANKS	1	10	26.92 miles	Renault Clio