



CNC HEADS SPORTS / SALOON CAR CHAMPIONSHIP



**NW
Centre**

Endurance North
Oulton Park International
25th April 2026



SPORTS TIMING

TIMING SOLUTIONS LTD

Timing & Results Provided by Timing Solutions Ltd

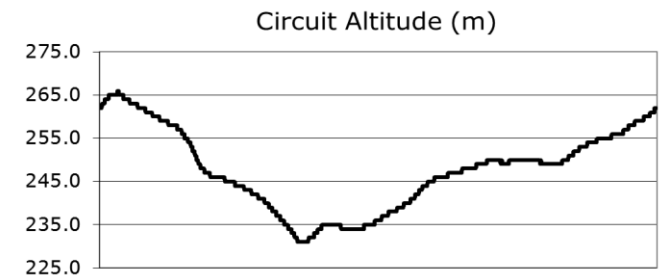
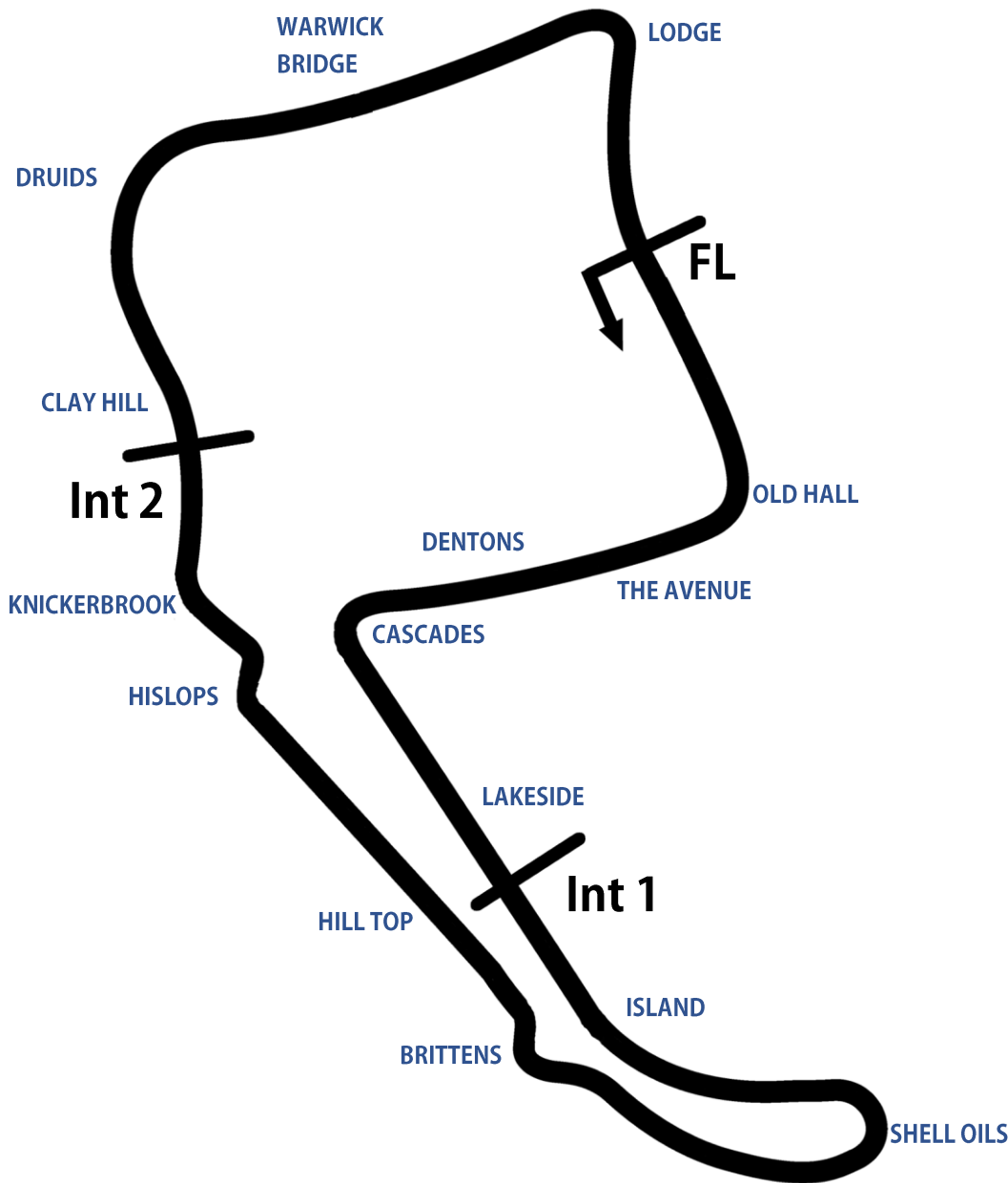
www.tsl-timing.com



OultonPark

Oulton Park International Circuit

Little Budworth, Tarporley, Cheshire, UK



Length	2.6920 miles 4.332 km 4332.4m		
FL		53.17997 N	2.61294 W
Int 1	1163m	53.17248 N	2.61631 W
Int 2	3066m	53.17830 N	2.62040 W
Pit Entry	4314m	53.18011 N	2.61306 W
Pit Exit	180m after FL	53.17836 N	2.61232 W
Pit Entry - Pit Exit	199m, 14.3s @ 50kph, 11.9s @ 60kph		

Endurance North - 25th April 2026 - Oulton Park International



CNC engineered gas
flowed cylinder heads
cncheads.co.uk

Sports/Saloon Car Championship Organised by the British Automobile Racing Club (NW Centre)

CNC Heads Sports / Saloon Car Championship (Classes A, B, I)

QUALIFYING - RACE 2 - CLASSIFICATION

POS	NO	CL	PIC	NAME	ENTRY	TIME	ON	LAPS	GAP	DIFF	MPH
1	175	A	1	Andrew SOUTHCOTT	MG Midget Lenham	1:45.562	6	7			91.80
2	99	D	1	Chris ROBERTS	BMW M4	1:45.878	3	10	0.316	0.316	91.53
3	51	B	1	Roddie PATERSON	Caterham C400	1:47.968	9	10	2.406	2.090	89.76
4	47	B	2	Mark PRIMETT	MG Midget	1:48.155	6	8	2.593	0.187	89.60
5	62	A	2	Paul RANKIN	Westfield Aero Race	1:48.386	3	11	2.824	0.231	89.41
6	144	B	3	George FOXLOW	Ford Escort RSR	1:49.281	2	10	3.719	0.895	88.68
7	4	B	4	Paul MASTERS	Westfield Wide body	1:50.145	3	3	4.583	0.864	87.98
8	130	A	3	Gavin DUNN	BMW E36 M3	1:50.651	3	4	5.089	0.506	87.58
9	501*	A	4	Andy THOMAS	Ginetta GTA	1:50.861	3	10	5.299	0.210	87.41
10	96	B	5	Bod BUCKBY	Caterham 7	1:51.123	10	10	5.561	0.262	87.21
11	39	B	6	Jamie CRYER	Ginetta G20	1:51.388	9	11	5.826	0.265	87.00
12	164	B	7	Anton LANDON	Fisher Fury	1:51.759	10	11	6.197	0.371	86.71
13	972	A	5	Richard WRIGHT	Ginetta G55	1:51.955	9	10	6.393	0.196	86.56
14	715	B	8	Andrew ARMIGER	Vauxhall Tigra	1:52.424	2	11	6.862	0.469	86.20
15	86	D	2	Marshall GROVES	Vauxhall Vectra Challenge	1:53.289	9	11	7.727	0.865	85.54
16	27	A	6	Garry WARDLE	Audi A3	1:54.383	7	10	8.821	1.094	84.72
17	151	B	9	Deri DAVIES	Darrian T90	1:54.415	7	8	8.853	0.032	84.70
18	7	B	10	Connor MODRO	Westfield Aero	1:54.870	6	7	9.308	0.455	84.36
19	77*	D	3	Steven PARKER	BMW M235i	1:55.211	8	8	9.649	0.341	84.11
20	121	A	7	Jason HENNEFER	Ford Fiesta ST180	1:56.090	7	9	10.528	0.879	83.48
21	267	B	11	Jon PRICE	Vauxhall Tigra	1:57.801	4	9	12.239	1.711	82.26
22	64	D	4	Paul GOODLAD	Volkswagen Scirocco	1:59.924	7	10	14.362	2.123	80.81
23	970	A	8	Paul WRIGHT	Subaru Impreza	2:05.014	3	5	19.452	5.090	77.52
24	138	D	5	Simon GRAVELEY	Volkswagen Golf GTI	2:10.609	8	9	25.047	5.595	74.20
25	53	A	9	Nick HAYNES	TVR Chimaera	2:11.982	6	9	26.420	1.373	73.42
26	25	D	6	Robert CLAXTON	Volkswagen Golf Mk3 GTI	2:12.358	6	9	26.796	0.376	73.22
27	149	A	10	Gary WARBURTON	Mini Space frame	2:17.661	2	5	32.099	5.303	70.39
28	74	G	1	Stuart BURNETT	Spire GTR	2:24.236	3	3	38.674	6.575	67.19

Cars 7 & 501 - require working transponders - NCR Ch.12 App.6 Art.2.2 refers.

Weather / Track : Bright / Dry

These results are provisional until the conclusion of any judicial and technical matters.

Date: 25/04/2026 Start: 10:33 Finish: 10:53
Oulton Park International: 2.6920 miles

Clerk Of Course: Mark Mitchell

Timekeeper: Sarah Evans



Results can be found at www.tsl-timing.com

Printed - 11:02 Saturday, 25 April 2026



The British Automobile Racing Club

Endurance North - 25th April 2026 - Oulton Park International



CNC engineered gas
flowed cylinder heads
cncheads.co.uk

Sports/Saloon Car Championship Organised by the British Automobile Racing Club (NW Centre)

CNC Heads Sports / Saloon Car Championship (Classes A, B, |

QUALIFYING - RACE 6 - 2ND FASTEST CLASSIFICATION

POS	NO	CL	PIC	NAME	ENTRY	TIME	ON	LAPS	GAP	DIFF	MPH
1	99	D	1	Chris ROBERTS	BMW M4	1:45.918	9	10			91.49
2	62	A	1	Paul RANKIN	Westfield Aero Race	1:48.486	8	11	2.568	2.568	89.33
3	51	B	1	Roddie PATERSON	Caterham C400	1:48.588	10	10	2.670	0.102	89.24
4	47	B	2	Mark PRIMETT	MG Midget	1:48.776	3	8	2.858	0.188	89.09
5	175	A	2	Andrew SOUTHCOTT	MG Midget Lenham	1:50.878	3	7	4.960	2.102	87.40
6	144	B	3	George FOXLOW	Ford Escort RSR	1:51.261	6	10	5.343	0.383	87.10
7	501*	A	3	Andy THOMAS	Ginetta GTA	1:51.339	9	10	5.421	0.078	87.04
8	130	A	4	Gavin DUNN	BMW E36 M3	1:51.403	4	4	5.485	0.064	86.99
9	39	B	4	Jamie CRYER	Ginetta G20	1:51.512	8	11	5.594	0.109	86.90
10	164	B	5	Anton LANDON	Fisher Fury	1:51.903	9	11	5.985	0.391	86.60
11	96	B	6	Bod BUCKBY	Caterham 7	1:52.460	8	10	6.542	0.557	86.17
12	715	B	7	Andrew ARMIGER	Vauxhall Tigra	1:53.287	9	11	7.369	0.827	85.54
13	972	A	5	Richard WRIGHT	Ginetta G55	1:53.333	8	10	7.415	0.046	85.51
14	86	D	2	Marshall GROVES	Vauxhall Vectra Challenge	1:53.428	10	11	7.510	0.095	85.44
15	27	A	6	Garry WARDLE	Audi A3	1:54.885	8	10	8.967	1.457	84.35
16	77*	D	3	Steven PARKER	BMW M235i	1:55.806	7	8	9.888	0.921	83.68
17	7	B	8	Connor MODRO	Westfield Aero	1:56.098	4	7	10.180	0.292	83.47
18	121	A	7	Jason HENNEFER	Ford Fiesta ST180	1:56.384	8	9	10.466	0.286	83.27
19	151	B	9	Deri DAVIES	Darrian T90	1:56.866	5	8	10.948	0.482	82.92
20	4	B	10	Paul MASTERS	Westfield Wide body	1:59.045	2	3	13.127	2.179	81.40
21	267	B	11	Jon PRICE	Vauxhall Tigra	1:59.193	8	9	13.275	0.148	81.30
22	64	D	4	Paul GOODLAD	Volkswagen Scirocco	1:59.939	9	10	14.021	0.746	80.80
23	970	A	8	Paul WRIGHT	Subaru Impreza	2:06.319	4	5	20.401	6.380	76.72
24	138	D	5	Simon GRAVELEY	Volkswagen Golf GTI	2:12.064	5	9	26.146	5.745	73.38
25	53	A	9	Nick HAYNES	TVR Chimaera	2:12.133	7	9	26.215	0.069	73.34
26	25	D	6	Robert CLAXTON	Volkswagen Golf Mk3 GTI	2:12.600	8	9	26.682	0.467	73.08
27	74	G	1	Stuart BURNETT	Spire GTR	2:25.564	2	3	39.646	12.964	66.57
28	149	A	10	Gary WARBURTON	Mini Space frame			5			

Cars 7 & 501 - require working transponders - NCR Ch.12 App.6 Art.2.2 refers.

Weather / Track : Bright / Dry

These results are provisional until the conclusion of any judicial and technical matters.

Date: 25/04/2026 Start: 10:33 Finish: 10:53

Oulton Park International: 2.6920 miles

Clerk Of Course: Mark Mitchell

Timekeeper: Sarah Evans



Results can be found at www.tsl-timing.com

Printed - 11:03 Saturday, 25 April 2026

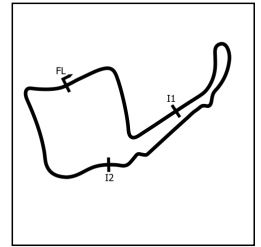


The British Automobile Racing Club

Endurance North - 25th April 2026 - Oulton Park International

CNC Heads Sports / Saloon Car Championship (Classes A, B, D, G)

QUALIFYING - RACES 2 & 6 - SECTOR ANALYSIS



SECTOR 1 = FL to I1, SECTOR 2 = I1 to I2, SECTOR 3 = I2 to FL, DIFF = Difference To Personal Best Lap, P = Crossed Finish Line in Pit Lane, D = Time Disallowed

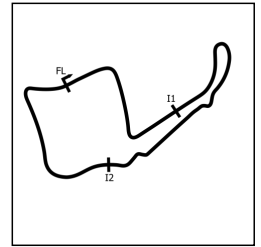
P1 175 A		Andrew SOUTHCOTT		MG Midget Lenham			
IDEAL LAP TIME : 1:45.389		BEST LAP TIME : 1:45.562		DIFFERENCE : 0.173			
LAP	SECTOR 1	SECTOR 2	SECTOR 3	LAP TIME	MPH	DIFF	TIME OF DAY
1 -	OUTLAP	1:10.577	36.814				10:37:19.294
2 -	33.036	57.488	30.020	2:00.544 (3)	80.39	14.982	10:39:19.838
3 -	29.252	52.648	28.978	1:50.878 (2)	87.40	5.316	10:41:10.716
4 -	27.915	57.684	IN PIT	2:08.227 P	75.57	22.665	10:43:18.943
5 -	OUTLAP	57.628	29.459	2:53.905	55.72	1:08.343	10:46:12.848
6 -	26.404	51.114	28.044	1:45.562 (1)	91.80		10:47:58.410
7 -	26.231	1:07.199	IN PIT	2:19.595 P	69.42	34.033	10:50:18.005

P2 99 D		Chris ROBERTS		BMW M4			
IDEAL LAP TIME : 1:45.602		BEST LAP TIME : 1:45.878		DIFFERENCE : 0.276			
LAP	SECTOR 1	SECTOR 2	SECTOR 3	LAP TIME	MPH	DIFF	TIME OF DAY
1 -	OUTLAP	59.915	32.822				10:36:16.009
2 -	29.010	53.993	29.608	1:52.611	86.06	6.733	10:38:08.620
3 -	25.902	51.050	28.926	1:45.878 (1)	91.53		10:39:54.498
4 -	27.592	55.120	29.787	1:52.499	86.14	6.621	10:41:46.997
5 -	26.341	52.637	28.896	1:47.874	89.83	1.996	10:43:34.871
6 -	29.461	1:03.361	IN PIT	2:14.412 P	72.10	28.534	10:45:49.283
7 -	OUTLAP	1:01.234	32.630	4:16.101	37.84	2:30.223	10:50:05.384
8 -	26.244	51.075	29.812	1:47.131 (3)	90.46	1.253	10:51:52.515
9 -	26.164	50.955	28.799	1:45.918 (2)	91.49	0.040	10:53:38.433
10 -	25.848	52.947	IN PIT	2:06.308 P	76.72	20.430	10:55:44.741

P3 51 B		Roddie PATERSON		Caterham C400			
IDEAL LAP TIME : 1:47.536		BEST LAP TIME : 1:47.968		DIFFERENCE : 0.432			
LAP	SECTOR 1	SECTOR 2	SECTOR 3	LAP TIME	MPH	DIFF	TIME OF DAY
1 -	OUTLAP	1:06.770	33.711				10:36:39.411
2 -	29.184	57.203	31.113	1:57.500	82.47	9.532	10:38:36.911
3 -	28.685	54.058	29.844	1:52.587	86.07	4.619	10:40:29.498
4 -	27.936	57.268	30.744	1:55.948	83.58	7.980	10:42:25.446
5 -	27.194	57.991	33.359	1:58.544	81.75	10.576	10:44:23.990
6 -	31.568	59.074	31.306	2:01.948	79.47	13.980	10:46:25.938
7 -	29.734	55.687	30.921	1:56.342	83.30	8.374	10:48:22.280
8 -	26.441	52.927	29.517	1:48.885 (3)	89.00	0.917	10:50:11.165
9 -	26.581	51.970	29.417	1:47.968 (1)	89.76		10:51:59.133
10 -	26.521	52.942	29.125	1:48.588 (2)	89.24	0.620	10:53:47.721

P4 47 B		Mark PRIMETT		MG Midget			
IDEAL LAP TIME : 1:47.088		BEST LAP TIME : 1:48.155		DIFFERENCE : 1.067			
LAP	SECTOR 1	SECTOR 2	SECTOR 3	LAP TIME	MPH	DIFF	TIME OF DAY
1 -	OUTLAP	1:03.142	32.444				10:36:28.229
2 -	28.222	54.027	29.817	1:52.066	86.47	3.911	10:38:20.295
3 -	27.200	51.726	29.850	1:48.776 (2)	89.09	0.621	10:40:09.071
4 -	27.923	52.982	31.784	1:52.689	86.00	4.534	10:42:01.760
5 -	28.095	52.006	30.495	1:50.596	87.62	2.441	10:43:52.356
6 -	27.368	51.132	29.655	1:48.155 (1)	89.60		10:45:40.511
7 -	26.942	52.757	29.527	1:49.226	88.72	1.071	10:47:29.737
8 -	26.454	51.928	30.478	1:48.860 (3)	89.02	0.705	10:49:18.597
9 -	26.429	51.830					

Endurance North - 25th April 2026 - Oulton Park International
CNC Heads Sports / Saloon Car Championship (Classes A, B, D, G)
QUALIFYING - RACES 2 & 6 - SECTOR ANALYSIS



SECTOR 1 = FL to I1, SECTOR 2 = I1 to I2, SECTOR 3 = I2 to FL, DIFF = Difference To Personal Best Lap, P = Crossed Finish Line in Pit Lane, D = Time Disallowed

P5 62 A Paul RANKIN		Westfield Aero Race					
IDEAL LAP TIME : 1:47.883		BEST LAP TIME : 1:48.386		DIFFERENCE : 0.503			
LAP	SECTOR 1	SECTOR 2	SECTOR 3	LAP TIME	MPH	DIFF	TIME OF DAY
1 -	OUTLAP	1:03.061	32.780				10:36:27.763
2 -	26.625	55.658	29.786	1:52.069	86.47	3.683	10:38:19.832
3 -	26.073	52.794	29.519	1:48.386 (1)	89.41		10:40:08.218
4 -	27.838	53.361	32.016	1:53.215	85.60	4.829	10:42:01.433
5 -	27.768	53.344	31.175	1:52.287	86.30	3.901	10:43:53.720
6 -	27.073	54.457	29.929	1:51.459	86.94	3.073	10:45:45.179
7 -	26.542	52.520	32.640	1:51.702	86.76	3.316	10:47:36.881
8 -	26.378	52.291	29.817	1:48.486 (2)	89.33	0.100	10:49:25.367
9 -	26.885	52.987	30.134	1:50.006 (3)	88.09	1.620	10:51:15.373
10 -	29.033	57.705	31.957	1:58.695	81.64	10.309	10:53:14.068
11 -	28.316	55.411	32.806	1:56.533	83.16	8.147	10:55:10.601

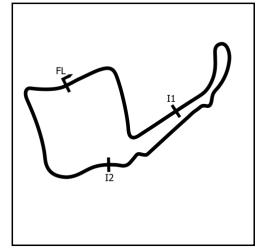
P6 144 B George FOXLOW		Ford Escort RSR					
IDEAL LAP TIME : 1:48.502		BEST LAP TIME : 1:49.281		DIFFERENCE : 0.779			
LAP	SECTOR 1	SECTOR 2	SECTOR 3	LAP TIME	MPH	DIFF	TIME OF DAY
1 -		1:02.065	32.155				10:35:55.642
2 -	27.299	52.447	29.535	1:49.281 (1)	88.68		10:37:44.923
3 -	28.588	1:01.785	31.934	2:02.307	79.23	13.026	10:39:47.230
4 -	28.898	57.985	30.818	1:57.701	82.33	8.420	10:41:44.931
5 -	26.520	56.349	34.823	1:57.692	82.34	8.411	10:43:42.623
6 -	26.842	54.388	30.031	1:51.261 (2)	87.10	1.980	10:45:33.884
7 -	27.949	1:00.690	35.064	2:03.703	78.34	14.422	10:47:37.587
8 -	36.004	1:10.044	IN PIT	2:30.920 P	64.21	41.639	10:50:08.507
9 -	OUTLAP	53.578	33.399	3:15.788	49.49	1:26.507	10:53:24.295
10 -	29.135	53.554	31.293	1:53.982 (3)	85.02	4.701	10:55:18.277

P7 4 B Paul MASTERS		Westfield Wide body					
IDEAL LAP TIME : 1:50.145		BEST LAP TIME : 1:50.145		DIFFERENCE : 0.000			
LAP	SECTOR 1	SECTOR 2	SECTOR 3	LAP TIME	MPH	DIFF	TIME OF DAY
1 -	OUTLAP	1:06.651	34.699				10:36:27.848
2 -	31.625	56.627	30.793	1:59.045 (2)	81.40	8.900	10:38:26.893
3 -	27.590	52.366	30.189	1:50.145 (1)	87.98		10:40:17.038
4 -	28.965						

P8 130 A Gavin DUNN		BMW E36 M3					
IDEAL LAP TIME : 1:49.874		BEST LAP TIME : 1:50.651		DIFFERENCE : 0.777			
LAP	SECTOR 1	SECTOR 2	SECTOR 3	LAP TIME	MPH	DIFF	TIME OF DAY
1 -	OUTLAP	1:06.344	35.943				10:36:23.481
2 -	30.091	58.031	31.621	1:59.743 (3)	80.93	9.092	10:38:23.224
3 -	27.203	53.244	30.204	1:50.651 (1)	87.58		10:40:13.875
4 -	27.104	52.566	31.733	1:51.403 (2)	86.99	0.752	10:42:05.278

P9 501 A Andy THOMAS		Ginetta GTA					
IDEAL LAP TIME :		BEST LAP TIME : 1:50.861		DIFFERENCE :			
LAP	SECTOR 1	SECTOR 2	SECTOR 3	LAP TIME	MPH	DIFF	TIME OF DAY
1 -							10:36:36.733
2 -				1:57.189	82.69	6.328	10:38:33.922
3 -				1:50.861 (1)	87.41		10:40:24.783
4 -				1:57.196	82.69	6.335	10:42:21.979
5 -				2:01.613	79.68	10.752	10:44:23.592
6 -				2:02.041	79.41	11.180	10:46:25.633
7 -				1:51.738 (3)	86.73	0.877	10:48:17.371
8 -				2:02.670	79.00	11.809	10:50:20.041
9 -				1:51.339 (2)	87.04	0.478	10:52:11.380
10 -			IN PIT	2:36.714 P	61.84	45.853	10:54:48.094

Endurance North - 25th April 2026 - Oulton Park International
CNC Heads Sports / Saloon Car Championship (Classes A, B, D, G)
QUALIFYING - RACES 2 & 6 - SECTOR ANALYSIS



SECTOR 1 = FL to I1, SECTOR 2 = I1 to I2, SECTOR 3 = I2 to FL, DIFF = Difference To Personal Best Lap, P = Crossed Finish Line in Pit Lane, D = Time Disallowed

P10 96 B		Bod BUCKBY		Caterham 7			
IDEAL LAP TIME : 1:51.123		BEST LAP TIME : 1:51.123		DIFFERENCE : 0.000			
LAP	SECTOR 1	SECTOR 2	SECTOR 3	LAP TIME	MPH	DIFF	TIME OF DAY
1 -	OUTLAP	1:06.138	36.350				10:36:30.135
2 -	29.470	58.579	31.219	1:59.268	81.25	8.145	10:38:29.403
3 -	28.371	55.028	30.924	1:54.323	84.77	3.200	10:40:23.726
4 -	27.473	54.857	30.849	1:53.179	85.62	2.056	10:42:16.905
5 -	27.536	1:00.832	32.394	2:00.762	80.25	9.639	10:44:17.667
6 -	33.200	1:05.208	33.517	2:11.925	73.46	20.802	10:46:29.592
7 -	28.155	55.035	30.915	1:54.105	84.93	2.982	10:48:23.697
8 -	27.436	54.271	30.753	1:52.460 (2)	86.17	1.337	10:50:16.157
9 -	27.516	54.642	30.670	1:52.828 (3)	85.89	1.705	10:52:08.985
10 -	26.985	53.556	30.582	1:51.123 (1)	87.21		10:54:00.108

P11 39 B		Jamie CRYER		Ginetta G20			
IDEAL LAP TIME : 1:51.129		BEST LAP TIME : 1:51.388		DIFFERENCE : 0.259			
LAP	SECTOR 1	SECTOR 2	SECTOR 3	LAP TIME	MPH	DIFF	TIME OF DAY
1 -	OUTLAP	1:01.423	33.296				10:36:00.907
2 -	29.367	55.374	31.380	1:56.121	83.45	4.733	10:37:57.028
3 -	28.263	54.060	30.862	1:53.185	85.62	1.797	10:39:50.213
4 -	28.990	58.896	33.463	2:01.349	79.86	9.961	10:41:51.562
5 -	28.584	54.242	30.895	1:53.721	85.21	2.333	10:43:45.283
6 -	30.650	54.177	32.528	1:57.355	82.58	5.967	10:45:42.638
7 -	28.011	54.537	32.158	1:54.706	84.48	3.318	10:47:37.344
8 -	27.939	53.141	30.432	1:51.512 (2)	86.90	0.124	10:49:28.856
9 -	27.817	52.945	30.626	1:51.388 (1)	87.00		10:51:20.244
10 -	27.752	57.448	34.564	1:59.764	80.91	8.376	10:53:20.008
11 -	27.841	54.190	30.548	1:52.579 (3)	86.08	1.191	10:55:12.587

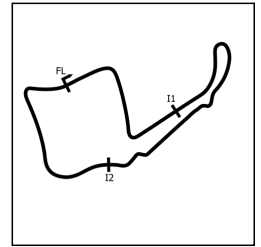
P12 164 B		Anton LANDON		Fisher Fury			
IDEAL LAP TIME : 1:51.436		BEST LAP TIME : 1:51.759		DIFFERENCE : 0.323			
LAP	SECTOR 1	SECTOR 2	SECTOR 3	LAP TIME	MPH	DIFF	TIME OF DAY
1 -	OUTLAP	1:01.567	32.814				10:35:59.721
2 -	28.689	55.227	31.506	1:55.422	83.96	3.663	10:37:55.143
3 -	28.068	53.949	31.433	1:53.450	85.42	1.691	10:39:48.593
4 -	29.692	1:03.711	34.189	2:07.592	75.95	15.833	10:41:56.185
5 -	27.652	57.022	33.634	1:58.308	81.91	6.549	10:43:54.493
6 -	30.696	1:01.262	33.277	2:05.235	77.38	13.476	10:45:59.728
7 -	27.451	54.434	30.578	1:52.463 (3)	86.17	0.704	10:47:52.191
8 -	29.558	55.846	31.374	1:56.778	82.98	5.019	10:49:48.969
9 -	27.253	53.606	31.044	1:51.903 (2)	86.60	0.144	10:51:40.872
10 -	27.486	53.696	30.577	1:51.759 (1)	86.71		10:53:32.631
11 -	27.365	54.431	32.196	1:53.992	85.01	2.233	10:55:26.623

P13 972 A		Richard WRIGHT		Ginetta G55			
IDEAL LAP TIME : 1:51.955		BEST LAP TIME : 1:51.955		DIFFERENCE : 0.000			
LAP	SECTOR 1	SECTOR 2	SECTOR 3	LAP TIME	MPH	DIFF	TIME OF DAY
1 -	OUTLAP	1:05.901	35.963				10:36:15.078
2 -	31.387	58.602	33.059	2:03.048	78.76	11.093	10:38:18.126
3 -	29.569	57.216	31.566	1:58.351	81.88	6.396	10:40:16.477
4 -	28.610	55.448	31.368	1:55.426	83.96	3.471	10:42:11.903
5 -	29.810	1:00.688	31.990	2:02.488	79.12	10.533	10:44:14.391
6 -	30.674	1:03.176	32.060	2:05.910	76.97	13.955	10:46:20.301
7 -	28.154	54.597	30.845	1:53.596 (3)	85.31	1.641	10:48:13.897
8 -	27.743	54.402	31.188	1:53.333 (2)	85.51	1.378	10:50:07.230
9 -	27.443	53.762	30.750	1:51.955 (1)	86.56		10:51:59.185
10 -	30.997	1:03.166	IN PIT	2:43.051 P	59.43	51.096	10:54:42.236

Endurance North - 25th April 2026 - Oulton Park International

CNC Heads Sports / Saloon Car Championship (Classes A, B, D, G)

QUALIFYING - RACES 2 & 6 - SECTOR ANALYSIS



SECTOR 1 = FL to I1, SECTOR 2 = I1 to I2, SECTOR 3 = I2 to FL, DIFF = Difference To Personal Best Lap, P = Crossed Finish Line in Pit Lane, D = Time Disallowed

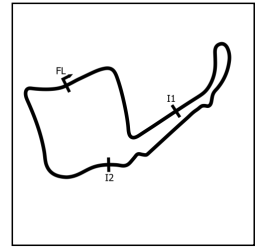
P14 715 B		Andrew ARMIGER		Vauxhall Tigra			
IDEAL LAP TIME : 1:51.041		BEST LAP TIME : 1:52.424		DIFFERENCE : 1.383			
LAP	SECTOR 1	SECTOR 2	SECTOR 3	LAP TIME	MPH	DIFF	TIME OF DAY
1 -	OUTLAP	59.184	31.907				10:35:51.894
2 -	29.019	53.316	30.089	1:52.424 (1)	86.20		10:37:44.318
3 -	29.923	55.577	31.870	1:57.370	82.57	4.946	10:39:41.688
4 -	30.469	58.603	30.660	1:59.732	80.94	7.308	10:41:41.420
5 -	28.588	56.337	31.275	1:56.200	83.40	3.776	10:43:37.620
6 -	29.148	56.402	30.163	1:55.713	83.75	3.289	10:45:33.333
7 -	27.903	54.732	31.154	1:53.789 (3)	85.16	1.365	10:47:27.122
8 -	28.015	56.147	30.515	1:54.677	84.50	2.253	10:49:21.799
9 -	27.636	54.456	31.195	1:53.287 (2)	85.54	0.863	10:51:15.086
10 -	30.688	59.375	32.368	2:02.431	79.15	10.007	10:53:17.517
11 -	28.393	55.273	30.345	1:54.011	85.00	1.587	10:55:11.528

P15 86 D		Marshall GROVES		Vauxhall Vectra Challenge			
IDEAL LAP TIME : 1:53.048		BEST LAP TIME : 1:53.289		DIFFERENCE : 0.241			
LAP	SECTOR 1	SECTOR 2	SECTOR 3	LAP TIME	MPH	DIFF	TIME OF DAY
1 -	OUTLAP	1:02.548	33.636				10:36:04.513
2 -	30.993	57.379	32.078	2:00.450	80.45	7.161	10:38:04.963
3 -	28.883	56.251	31.323	1:56.457	83.21	3.168	10:40:01.420
4 -	29.170	55.902	32.435	1:57.507	82.47	4.218	10:41:58.927
5 -	29.656	57.533	31.250	1:58.439	81.82	5.150	10:43:57.366
6 -	30.233	55.505	31.215	1:56.953	82.86	3.664	10:45:54.319
7 -	28.461	55.244	31.555	1:55.260	84.08	1.971	10:47:49.579
8 -	28.251	54.529	30.904	1:53.684 (3)	85.24	0.395	10:49:43.263
9 -	28.153	54.034	31.102	1:53.289 (1)	85.54		10:51:36.552
10 -	28.110	54.305	31.013	1:53.428 (2)	85.44	0.139	10:53:29.980
11 -	28.167	55.263	30.919	1:54.349	84.75	1.060	10:55:24.329

P16 27 A		Garry WARDLE		Audi A3			
IDEAL LAP TIME : 1:53.567		BEST LAP TIME : 1:54.383		DIFFERENCE : 0.816			
LAP	SECTOR 1	SECTOR 2	SECTOR 3	LAP TIME	MPH	DIFF	TIME OF DAY
1 -	OUTLAP	1:17.162	44.639				10:37:11.870
2 -	36.822	58.544	32.305	2:07.671	75.90	13.288	10:39:19.541
3 -	30.417	54.709	30.757	1:55.883	83.63	1.500	10:41:15.424
4 -	28.321	55.627	31.523	1:55.471 (3)	83.92	1.088	10:43:10.895
5 -	29.514	55.723	31.258	1:56.495	83.19	2.112	10:45:07.390
6 -	34.302	57.264	31.773	2:03.339	78.57	8.956	10:47:10.729
7 -	28.417	54.923	31.043	1:54.383 (1)	84.72		10:49:05.112
8 -	28.101	55.237	31.547	1:54.885 (2)	84.35	0.502	10:50:59.997
9 -	36.591	1:08.141	40.652	2:25.384	66.66	31.001	10:53:25.381
10 -	35.317	1:03.461	34.935	2:13.713	72.47	19.330	10:55:39.094

P17 151 B		Deri DAVIES		Darrian T90			
IDEAL LAP TIME : 1:54.415		BEST LAP TIME : 1:54.415		DIFFERENCE : 0.000			
LAP	SECTOR 1	SECTOR 2	SECTOR 3	LAP TIME	MPH	DIFF	TIME OF DAY
1 -	OUTLAP	1:13.503	38.720				10:37:17.837
2 -	35.737	1:05.690	35.483	2:16.910	70.78	22.495	10:39:34.747
3 -	33.075	1:08.669	36.273	2:18.017	70.21	23.602	10:41:52.764
4 -	29.405	58.416	32.750	2:00.571	80.37	6.156	10:43:53.335
5 -	29.454	55.977	31.435	1:56.866 (2)	82.92	2.451	10:45:50.201
6 -	28.622	58.355	31.840	1:58.817 (3)	81.56	4.402	10:47:49.018
7 -	28.328	55.513	30.574	1:54.415 (1)	84.70		10:49:43.433
8 -	28.561	1:00.222	IN PIT	2:27.027 P	65.91	32.612	10:52:10.460

Endurance North - 25th April 2026 - Oulton Park International
CNC Heads Sports / Saloon Car Championship (Classes A, B, D, G)
QUALIFYING - RACES 2 & 6 - SECTOR ANALYSIS



SECTOR 1 = FL to I1, SECTOR 2 = I1 to I2, SECTOR 3 = I2 to FL, DIFF = Difference To Personal Best Lap, P = Crossed Finish Line in Pit Lane, D = Time Disallowed

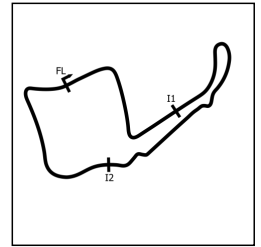
P18 7 B Connor MODRO		Westfield Aero					
IDEAL LAP TIME :		BEST LAP TIME : 1:54.870		DIFFERENCE :			
LAP	SECTOR 1	SECTOR 2	SECTOR 3	LAP TIME	MPH	DIFF	TIME OF DAY
1 -							10:36:46.844
2 -				2:04.531	77.82	9.661	10:38:51.375
3 -				1:56.748	83.01	1.878	10:40:48.123
4 -				1:56.098 (2)	83.47	1.228	10:42:44.221
5 -				1:56.117 (3)	83.46	1.247	10:44:40.338
6 -				1:54.870 (1)	84.36		10:46:35.208
7 -			<i>IN PIT</i>	2:10.956 P	74.00	16.086	10:48:46.164

P19 77 D Steven PARKER		BMW M235i					
IDEAL LAP TIME : 1:55.211		BEST LAP TIME : 1:55.211		DIFFERENCE : 0.000			
LAP	SECTOR 1	SECTOR 2	SECTOR 3	LAP TIME	MPH	DIFF	TIME OF DAY
1 -	OUTLAP	1:07.111	41.353				10:36:33.363
2 -	32.189	1:06.730	39.467	2:18.386	70.03	23.175	10:38:51.749
3 -	33.985	57.485	32.132	2:03.602	78.40	8.391	10:40:55.351
4 -	28.846	55.873	31.916	1:56.635 (3)	83.09	1.424	10:42:51.986
5 -	30.157	59.440	IN PIT	2:16.481 P	71.00	21.270	10:45:08.467
6 -	OUTLAP	57.689	32.040	4:00.183	40.34	2:04.972	10:49:08.650
7 -	28.770	55.403	31.633	1:55.806 (2)	83.68	0.595	10:51:04.456
8 -	28.636	54.946	31.629	1:55.211 (1)	84.11		10:52:59.667
9 -	31.179	1:02.978					

P20 121 A Jason HENNEFER		Ford Fiesta ST180					
IDEAL LAP TIME : 1:55.427		BEST LAP TIME : 1:56.090		DIFFERENCE : 0.663			
LAP	SECTOR 1	SECTOR 2	SECTOR 3	LAP TIME	MPH	DIFF	TIME OF DAY
1 -	OUTLAP	1:05.744	34.401				10:36:41.027
2 -	29.661	56.710	31.955	1:58.326	81.90	2.236	10:38:39.353
3 -	30.109	56.476	31.928	1:58.513	81.77	2.423	10:40:37.866
4 -	29.539	56.179	31.762	1:57.480	82.49	1.390	10:42:35.346
5 -	28.470	56.072	32.169	1:56.711 (3)	83.03	0.621	10:44:32.057
6 -	29.570	57.161	31.608	1:58.339	81.89	2.249	10:46:30.396
7 -	28.891	55.349	31.850	1:56.090 (1)	83.48		10:48:26.486
8 -	28.931	55.567	31.886	1:56.384 (2)	83.27	0.294	10:50:22.870
9 -	28.472	56.230	32.621	1:57.323	82.60	1.233	10:52:20.193
10 -	37.871	1:05.873					

P21 267 B Jon PRICE		Vauxhall Tigra					
IDEAL LAP TIME : 1:57.469		BEST LAP TIME : 1:57.801		DIFFERENCE : 0.332			
LAP	SECTOR 1	SECTOR 2	SECTOR 3	LAP TIME	MPH	DIFF	TIME OF DAY
1 -	OUTLAP	1:15.123	41.176				10:37:28.934
2 -	33.823	1:02.293	34.423	2:10.539	74.24	12.738	10:39:39.473
3 -	31.535	1:03.536	31.896	2:06.967	76.32	9.166	10:41:46.440
4 -	29.413	56.748	31.640	1:57.801 (1)	82.26		10:43:44.241
5 -	32.023	59.540	32.563	2:04.126	78.07	6.325	10:45:48.367
6 -	29.559	1:00.139	32.862	2:02.560	79.07	4.759	10:47:50.927
7 -	31.227	59.959	32.023	2:03.209	78.65	5.408	10:49:54.136
8 -	29.118	56.994	33.081	1:59.193 (2)	81.30	1.392	10:51:53.329
9 -	29.081	58.035	32.250	1:59.366 (3)	81.18	1.565	10:53:52.695

Endurance North - 25th April 2026 - Oulton Park International
CNC Heads Sports / Saloon Car Championship (Classes A, B, D, G)
QUALIFYING - RACES 2 & 6 - SECTOR ANALYSIS



SECTOR 1 = FL to I1, SECTOR 2 = I1 to I2, SECTOR 3 = I2 to FL, DIFF = Difference To Personal Best Lap, P = Crossed Finish Line in Pit Lane, D = Time Disallowed

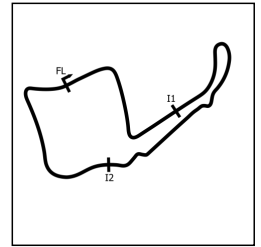
P22 64 D		Paul GOODLAD		Volkswagen Scirocco			
IDEAL LAP TIME : 1:58.940		BEST LAP TIME : 1:59.924		DIFFERENCE : 0.984			
LAP	SECTOR 1	SECTOR 2	SECTOR 3	LAP TIME	MPH	DIFF	TIME OF DAY
1 -	OUTLAP	1:04.365	33.149				10:36:54.506
2 -	29.404	58.547	33.458	2:01.409 (3)	79.82	1.485	10:38:55.915
3 -	31.942	59.626	33.494	2:05.062	77.49	5.138	10:41:00.977
4 -	30.349	58.905	32.828	2:02.082	79.38	2.158	10:43:03.059
5 -	32.809	1:00.995	34.122	2:07.926	75.75	8.002	10:45:10.985
6 -	31.834	1:01.341	32.989	2:06.164	76.81	6.240	10:47:17.149
7 -	29.899	57.686	32.339	1:59.924 (1)	80.81		10:49:17.073
8 -	30.710	1:02.425	33.729	2:06.864	76.39	6.940	10:51:23.937
9 -	29.529	57.197	33.213	1:59.939 (2)	80.80	0.015	10:53:23.876
10 -	31.178	1:04.796	38.584	2:14.558	72.02	14.634	10:55:38.434

P23 970 A		Paul WRIGHT		Subaru Impreza			
IDEAL LAP TIME : 2:04.259		BEST LAP TIME : 2:05.014		DIFFERENCE : 0.755			
LAP	SECTOR 1	SECTOR 2	SECTOR 3	LAP TIME	MPH	DIFF	TIME OF DAY
1 -	OUTLAP	1:06.231	38.233				10:36:26.718
2 -	32.164	1:01.408	35.656	2:09.228 (3)	74.99	4.214	10:38:35.946
3 -	32.371	59.293	33.350	2:05.014 (1)	77.52		10:40:40.960
4 -	31.616	59.583	35.120	2:06.319 (2)	76.72	1.305	10:42:47.279
5 -	31.877	1:00.443	IN PIT	2:18.431 P	70.00	13.417	10:45:05.710

P24 138 D		Simon GRAVELEY		Volkswagen Golf GTI			
IDEAL LAP TIME : 2:09.959		BEST LAP TIME : 2:10.609		DIFFERENCE : 0.650			
LAP	SECTOR 1	SECTOR 2	SECTOR 3	LAP TIME	MPH	DIFF	TIME OF DAY
1 -	OUTLAP	1:16.321	39.803				10:37:21.839
2 -	34.679	1:07.279	37.994	2:19.952	69.24	9.343	10:39:41.791
3 -	34.877	1:07.603	42.772	2:25.252	66.72	14.643	10:42:07.043
4 -	33.814	1:07.888	38.305	2:20.007	69.22	9.398	10:44:27.050
5 -	33.406	1:02.628	36.030	2:12.064 (2)	73.38	1.455	10:46:39.114
6 -	33.112	1:03.123	36.274	2:12.509 (3)	73.13	1.900	10:48:51.623
7 -	35.084	1:06.268	37.916	2:19.268	69.58	8.659	10:51:10.891
8 -	32.089	1:01.840	36.680	2:10.609 (1)	74.20		10:53:21.500
9 -	33.023	1:08.381	37.714	2:19.118	69.66	8.509	10:55:40.618

P25 53 A		Nick HAYNES		TVR Chimaera			
IDEAL LAP TIME : 2:11.003		BEST LAP TIME : 2:11.982		DIFFERENCE : 0.979			
LAP	SECTOR 1	SECTOR 2	SECTOR 3	LAP TIME	MPH	DIFF	TIME OF DAY
1 -	OUTLAP	1:15.927	41.267				10:37:28.318
2 -	33.806	1:09.184	36.979	2:19.969	69.23	7.987	10:39:48.287
3 -	34.486	1:05.214	38.329	2:18.029	70.21	6.047	10:42:06.316
4 -	34.027	1:04.641	37.347	2:16.015	71.25	4.033	10:44:22.331
5 -	35.328	1:04.127	36.738	2:16.193	71.15	4.211	10:46:38.524
6 -	33.403	1:02.284	36.295	2:11.982 (1)	73.42		10:48:50.506
7 -	32.424	1:02.863	36.846	2:12.133 (2)	73.34	0.151	10:51:02.639
8 -	33.687	1:03.566	36.369	2:13.622	72.52	1.640	10:53:16.261
9 -	33.569	1:03.335	36.322	2:13.226 (3)	72.74	1.244	10:55:29.487

Endurance North - 25th April 2026 - Oulton Park International
CNC Heads Sports / Saloon Car Championship (Classes A, B, D, G)
QUALIFYING - RACES 2 & 6 - SECTOR ANALYSIS



SECTOR 1 = FL to I1, SECTOR 2 = I1 to I2, SECTOR 3 = I2 to FL, DIFF = Difference To Personal Best Lap, P = Crossed Finish Line in Pit Lane, D = Time Disallowed

P26 25 D		Robert CLAXTON		Volkswagen Golf Mk3 GTi			
IDEAL LAP TIME : 2:11.011		BEST LAP TIME : 2:12.358		DIFFERENCE : 1.347			
LAP	SECTOR 1	SECTOR 2	SECTOR 3	LAP TIME	MPH	DIFF	TIME OF DAY
1 -	OUTLAP	1:12.176	45.108				10:37:15.565
2 -	36.446	1:09.222	37.212	2:22.880	67.82	10.522	10:39:38.445
3 -	33.751	1:06.071	38.509	2:18.331	70.05	5.973	10:41:56.776
4 -	33.522	1:03.649	36.461	2:13.632	72.52	1.274	10:44:10.408
5 -	33.852	1:05.492	36.289	2:15.633	71.45	3.275	10:46:26.041
6 -	33.934	1:02.664	35.760	2:12.358 (1)	73.22		10:48:38.399
7 -	32.924	1:03.759	36.472	2:13.155 (3)	72.78	0.797	10:50:51.554
8 -	32.587	1:04.174	35.839	2:12.600 (2)	73.08	0.242	10:53:04.154
9 -	32.689	1:06.354	36.968	2:16.011	71.25	3.653	10:55:20.165

P27 149 A		Gary WARBURTON		Mini Space frame			
IDEAL LAP TIME : 2:15.948		BEST LAP TIME : 2:17.661		DIFFERENCE : 1.713			
LAP	SECTOR 1	SECTOR 2	SECTOR 3	LAP TIME	MPH	DIFF	TIME OF DAY
1 -	OUTLAP	1:14.294	38.803				10:37:16.977
2 -	34.775	1:06.200	36.686	2:17.661 (1)	70.39		10:39:34.638
3 -	35.640	1:06.647	IN PIT	2:32.759 P	63.44	15.098	10:42:07.397
4 -	OUTLAP	1:10.780	35.386	2:59.922	53.86	42.261	10:45:07.319
5 -	34.362	1:14.728	IN PIT	2:45.784 P	58.45	28.123	10:47:53.103

P28 74 G		Stuart BURNETT		Spire GTR			
IDEAL LAP TIME : 2:21.973		BEST LAP TIME : 2:24.236		DIFFERENCE : 2.263			
LAP	SECTOR 1	SECTOR 2	SECTOR 3	LAP TIME	MPH	DIFF	TIME OF DAY
1 -	OUTLAP	1:12.239	44.850				10:37:14.579
2 -	36.481	1:08.794	40.289	2:25.564 (2)	66.57	1.328	10:39:40.143
3 -	35.479	1:06.205	42.552	2:24.236 (1)	67.19		10:42:04.379
4 -	3:21.741						

Endurance North - 25th April 2026 - Oulton Park International

CNC Heads Sports / Saloon Car Championship (Classes A, B, D, G)

QUALIFYING - RACES 2 & 6 - BEST SECTORS

POS	SECTOR 1		SECTOR 2		SECTOR 3		IDEAL / BEST COMPARISON						
	NO	TIME	NO	TIME	NO	TIME	POS	NO	NAME	IDEAL	BEST	DIFF	
										PERFECT LAP	1:44.847		
1	99	25.848	99	50.955	175	28.044	1	175	SOUTHCOTT	1:45.389	1:45.562	0.173	
2	62	26.073	175	51.114	99	28.799	2	99	ROBERTS	1:45.602	1:45.878	0.276	
3	175	26.231	47	51.132	51	29.125	3	47	PRIMETT	1:47.088	1:48.155	1.067	
4	47	26.429	51	51.970	62	29.519	4	51	PATERSON	1:47.536	1:47.968	0.432	
5	51	26.441	62	52.291	47	29.527	5	62	RANKIN	1:47.883	1:48.386	0.503	
6	144	26.520	4	52.366	144	29.535	6	144	FOXLOW	1:48.502	1:49.281	0.779	
7	96	26.985	144	52.447	715	30.089	7	130	DUNN	1:49.874	1:50.651	0.777	
8	130	27.104	130	52.566	4	30.189	8	4	MASTERS	1:50.145	1:50.145	0.000	
9	164	27.253	39	52.945	130	30.204	9	715	ARMIGER	1:51.041	1:52.424	1.383	
10	972	27.443	715	53.316	39	30.432	10	96	BUCKBY	1:51.123	1:51.123	0.000	
11	4	27.590	96	53.556	151	30.574	11	39	CRYER	1:51.129	1:51.388	0.259	
12	715	27.636	164	53.606	164	30.577	12	164	LANDON	1:51.436	1:51.759	0.323	
13	39	27.752	972	53.762	96	30.582	13	972	WRIGHT	1:51.955	1:51.955	0.000	
14	27	28.101	86	54.034	972	30.750	14	86	GROVES	1:53.048	1:53.289	0.241	
15	86	28.110	27	54.709	27	30.757	15	27	WARDLE	1:53.567	1:54.383	0.816	
16	151	28.328	77	54.946	86	30.904	16	151	DAVIES	1:54.415	1:54.415	0.000	
17	121	28.470	121	55.349	121	31.608	17	77	PARKER	1:55.211	1:55.211	0.000	
18	77	28.636	151	55.513	77	31.629	18	121	HENNEFER	1:55.427	1:56.090	0.663	
19	267	29.081	267	56.748	267	31.640	19	267	PRICE	1:57.469	1:57.801	0.332	
20	64	29.404	64	57.197	64	32.339	20	64	GOODLAD	1:58.940	1:59.924	0.984	
21	970	31.616	970	59.293	970	33.350	21	970	WRIGHT	2:04.259	2:05.014	0.755	
22	138	32.089	138	1:01.840	149	35.386	22	138	GRAVELEY	2:09.959	2:10.609	0.650	
23	53	32.424	53	1:02.284	25	35.760	23	53	HAYNES	2:11.003	2:11.982	0.979	
24	25	32.587	25	1:02.664	138	36.030	24	25	CLAXTON	2:11.011	2:12.358	1.347	
25	149	34.362	149	1:06.200	53	36.295	25	149	WARBURTON	2:15.948	2:17.661	1.713	
26	74	35.479	74	1:06.205	74	40.289	26	74	BURNETT	2:21.973	2:24.236	2.263	
27							27	501	THOMAS		1:50.861		
28							28	7	MODRO		1:54.870		

Endurance North - 25th April 2026 - Oulton Park International
CNC Heads Sports / Saloon Car Championship (Classes A, B, D, G)
QUALIFYING - RACES 2 & 6 - STATISTICS

Competitors Started 28
Planned Start 2026-04-25 @ 10:35:00.000
Actual Start 2026-04-25 @ 10:33:45.560
Finish Time 2026-04-25 @ 10:53:46.692
Track Length 2.6920mi.
Total Laps 238
Total Distance Covered 640.7027mi.

Session Fastest Lap History

NO	CL	NAME	LAP TIME	TIME OF DAY	LAP	VEHICLE
715	B	Andrew ARMIGER	1:52.424	10:37:44.322	2	Vauxhall Tigra
144	B	George FOXLOW	1:49.281	10:37:44.918	2	Ford Escort RSR
99	D	Chris ROBERTS	1:45.878	10:39:54.492	3	BMW M4
175	A	Andrew SOUTHCOTT	1:45.562	10:47:58.409	6	MG Midget Lenham

Flag History

TYPE	TIME OF DAY
GREEN	10:33:45.560
FINISH	10:53:46.692

Flag Statistics

TYPE	COUNT	TOTAL LAPS	TOTAL TIME
Green	1	11	22:57.177
Red	0	0	0.000
Safety Car	0	0	0.000
FCY	0	0	0.000

Endurance North - 25th April 2026 - Oulton Park International
CNC Heads Sports / Saloon Car Championship (Classes A, B, D, G)
QUALIFYING - RACES 2 & 6 - STATISTICS

CLASS : A

10 Starters

Fastest Lap History

NO	NAME	LAP TIME	TIME OF DAY	LAP	VEHICLE
972	Richard WRIGHT	2:03.048	10:38:18.169	2	Ginetta G55
62	Paul RANKIN	1:52.069	10:38:19.840	2	Westfield Aero Race
62	Paul RANKIN	1:48.386	10:40:08.227	3	Westfield Aero Race
175	Andrew SOUTHCOTT	1:45.562	10:47:58.409	6	MG Midget Lenham

Endurance North - 25th April 2026 - Oulton Park International
CNC Heads Sports / Saloon Car Championship (Classes A, B, D, G)
QUALIFYING - RACES 2 & 6 - STATISTICS

CLASS : B

11 Starters

Fastest Lap History

NO	NAME	LAP TIME	TIME OF DAY	LAP	VEHICLE
715	Andrew ARMIGER	1:52.424	10:37:44.322	2	Vauxhall Tigra
144	George FOXLOW	1:49.281	10:37:44.918	2	Ford Escort RSR
47	Mark PRIMETT	1:48.776	10:40:09.070	3	MG Midget
47	Mark PRIMETT	1:48.155	10:45:40.510	6	MG Midget
51	Roddie PATERSON	1:47.968	10:51:59.127	9	Caterham C400

Endurance North - 25th April 2026 - Oulton Park International
CNC Heads Sports / Saloon Car Championship (Classes A, B, D, G)
QUALIFYING - RACES 2 & 6 - STATISTICS

CLASS : D

6 Starters

Fastest Lap History

NO	NAME	LAP TIME	TIME OF DAY	LAP	VEHICLE
86	Marshall GROVES	2:00.450	10:38:04.955	2	Vauxhall Vectra Challenge
99	Chris ROBERTS	1:52.611	10:38:08.614	2	BMW M4
99	Chris ROBERTS	1:45.878	10:39:54.492	3	BMW M4

Endurance North - 25th April 2026 - Oulton Park International
CNC Heads Sports / Saloon Car Championship (Classes A, B, D, G)
QUALIFYING - RACES 2 & 6 - STATISTICS

CLASS : G

1 Starters

Fastest Lap History

NO	NAME	LAP TIME	TIME OF DAY	LAP	VEHICLE
74	Stuart BURNETT	2:25.564	10:39:40.142	2	Spire GTR
74	Stuart BURNETT	2:24.236	10:42:04.375	3	Spire GTR

Endurance North - 25th April 2026 - Oulton Park International



CNC engineered gas
flowed cylinder heads
cncheads.co.uk

Sports/Saloon Car Championship Organised by the British Automobile Racing Club (NW Centre)

CNC Heads Sports / Saloon Car Championship (Classes A, B, I)

RACE 2 - GRID (20 minutes) - AMENDED

ROW 14		27	2:17.661	149 Gary WARBURTON		28	2:24.236	74 Stuart BURNETT
ROW 13	25	2:11.982	53 Nick HAYNES		26	2:12.358	25 Robert CLAXTON	
ROW 12		23	2:05.014	970 Paul WRIGHT		24	2:10.609	138 Simon GRAVELEY
ROW 11	21	1:57.801	267 Jon PRICE		22	1:59.924	64 Paul GOODLAD	
ROW 10		19	1:55.211	77 Steven PARKER		20	1:56.090	121 Jason HENNEFER
ROW 9	17	1:54.415	151 Deri DAVIES		18	1:54.870	7 Connor MODRO	
ROW 8		15	1:53.289	86 Marshall GROVES		16	1:54.383	27 Garry WARDLE
ROW 7	13	1:51.955	972 Richard WRIGHT		14	1:52.424	715 Andrew ARMIGER	
ROW 6		11	1:51.388	39 Jamie CRYER		12	1:51.759	164 Anton LANDON
ROW 5	9	1:50.861	501 Andy THOMAS		10	1:51.123	96 Bod BUCKBY	
ROW 4		7	1:50.145	4 Paul MASTERS		8	1:50.651	130 Gavin DUNN
ROW 3	5	1:49.281	144 George FOXLOW		6	1:47.968	51 Roddie PATERSON	
ROW 2		3	1:48.155	47 Mark PRIMETT		4	1:48.386	62 Paul RANKIN
ROW 1	1	1:45.562	175 Andrew SOUTHCOTT		2	1:45.878	99 Chris ROBERTS	
Pole								

Car 51 - 3 place grid penalty (Under NCR Ch.5A App.5 Art.2.3) - Contravention of Motorsport UK NCR Ch.2 App.1 Art.1.14, Ch.12 App.8 Art.1.7.e/f

These results are provisional until the conclusion of any judicial and technical matters.

Oulton Park International: 2.6920 miles

Clerk Of Course: Mark Mitchell

Timekeeper: Sarah Evans



Results can be found at www.tsl-timing.com

Printed - 11:54 Saturday, 25 April 2026



The British Automobile Racing Club

Endurance North - 25th April 2026 - Oulton Park International



CNC engineered gas
flowed cylinder heads
cncheads.co.uk

Sports/Saloon Car Championship Organised by the British Automobile Racing Club (NW Centre)

CNC Heads Sports / Saloon Car Championship (Classes A, B, I)

RACE 6 - GRID (20 minutes) - AMENDED

ROW 15	29	1 Simon ALLAWAY		
ROW 14		27	74 2:25.564 Stuart BURNETT	28 149 Gary WARBURTON
ROW 13	25	53 2:12.133 Nick HAYNES	26	25 2:12.600 Robert CLAXTON
ROW 12		23	970 2:06.319 Paul WRIGHT	24 138 2:12.064 Simon GRAVELEY
ROW 11	21	267 1:59.193 Jon PRICE	22	64 1:59.939 Paul GOODLAD
ROW 10		19	151 1:56.866 Deri DAVIES	20 4 1:59.045 Paul MASTERS
ROW 9	17	7 1:56.098 Connor MODRO	18	121 1:56.384 Jason HENNEFER
ROW 8		15	27 1:54.885 Garry WARDLE	16 77 1:55.806 Steven PARKER
ROW 7	13	972 1:53.333 Richard WRIGHT	14	86 1:53.428 Marshall GROVES
ROW 6		11	96 1:52.460 Bod BUCKBY	12 715 1:53.287 Andrew ARMIGER
ROW 5	9	39 1:51.512 Jamie CRYER	10	164 1:51.903 Anton LANDON
ROW 4		7	501 1:51.339 Andy THOMAS	8 130 1:51.403 Gavin DUNN
ROW 3	5	175 1:50.878 Andrew SOUTHCOTT	6	144 1:51.261 George FOXLOW
ROW 2		3	51 1:48.588 Roddie PATERSON	4 47 1:48.776 Mark PRIMETT
ROW 1	1	99 1:45.918 Chris ROBERTS	2	62 1:48.486 Paul RANKIN
Pole				

Car 1 added to back of grid

These results are provisional until the conclusion of any judicial and technical matters.

Oulton Park International: 2.6920 miles

Clerk Of Course: Mark Mitchell

Timekeeper: Sarah Evans



Results can be found at www.tsl-timing.com

Printed - 16:54 Saturday, 25 April 2026



The British Automobile Racing Club

Endurance North - 25th April 2026 - Oulton Park International



CNC engineered gas flowed cylinder heads
cncheads.co.uk

Sports/Saloon Car Championship Organised by the British Automobile Racing Club (NW Centre)

CNC Heads Sports / Saloon Car Championship (Classes A, B, I)

RACE 2 - CLASSIFICATION

Race Distance: 11 Laps / 29.61 miles

POS	NO	CL	PIC	NAME	ENTRY	LAPS	TIME	GAP	DIFF	MPH	BEST	ON	GRD	↑↓
1	175	A	1	Andrew SOUTHCOTT	MG Midget Lenham	11	20:16.435			87.63	1:42.825	9	1	0
2	99	D	1	Chris ROBERTS	BMW M4	11	20:25.149	8.714	8.714	87.01	1:47.263	2	2	0
3	51	B	1	Roddie PATERSON	Caterham C400	11	20:25.382	8.947	0.233	86.99	1:45.845	9	6	3
4	96	B	2	Bod BUCKBY	Caterham 7	11	20:32.529	16.094	7.147	86.49	1:49.490	5	10	6
5	151	B	3	Deri DAVIES	Darrian T90	11	20:32.804	16.369	0.275	86.47	1:48.452	10	17	12
6	27	A	2	Garry WARDLE	Audi A3	11	20:44.159	27.724	11.355	85.68	1:48.920	5	16	10
7	144*	B	4	George FOXLOW	Ford Escort RSR	11	20:49.514	33.079	5.355	85.31	1:48.407	5	5	-2
8	39	B	5	Jamie CRYER	Ginetta G20	11	20:52.129	35.694	2.615	85.13	1:51.128	5	11	3
9	164	B	6	Anton LANDON	Fisher Fury	11	20:57.181	40.746	5.052	84.79	1:51.767	11	12	3
10	972	A	3	Richard WRIGHT	Ginetta G55	11	21:07.772	51.337	10.591	84.08	1:52.019	6	13	3
11	130	A	4	Gavin DUNN	BMW E36 M3	11	21:22.317	1:05.882	14.545	83.13	1:51.806	11	8	-3
12	267	B	7	Jon PRICE	Vauxhall Tigra	11	21:46.256	1:29.821	23.939	81.61	1:56.585	5	21	9
13	77	D	2	Steven PARKER	BMW M235i	11	21:46.577	1:30.142	0.321	81.59	1:56.367	8	19	6
14	64	D	3	Paul GOODLAD	Volkswagen Scirocco	11	21:48.813	1:32.378	2.236	81.45	1:56.918	11	22	8
15	970	A	5	Paul WRIGHT	Subaru Impreza	10	20:22.762	1 Lap	1 Lap	79.25	1:59.042	9	23	8
16	149	A	6	Gary WARBURTON	Mini Space frame	10	20:36.518	1 Lap	13.756	78.37	1:59.301	7	27	11
17	138	D	4	Simon GRAVELEY	Volkswagen Golf GTI	10	22:03.465	1 Lap	1:26.947	73.22	2:09.300	5	24	7
18	25	D	5	Robert CLAXTON	Volkswagen Golf Mk3 GTi	10	22:09.027	1 Lap	5.562	72.92	2:09.612	4	26	8
19	53	A	7	Nick HAYNES	TVR Chimaera	10	22:20.531	1 Lap	11.504	72.29	2:09.361	4	25	6

NOT CLASSIFIED

DNF	47	B		Mark PRIMETT	MG Midget	10	18:51.554	1 Lap		85.64	1:47.028	5	3	
DNF	715	B		Andrew ARMIGER	Vauxhall Tigra	9	17:02.550	2 Laps	1 Lap	85.29	1:49.646	4	14	
DNF	62	A		Paul RANKIN	Westfield Aero Race	8	15:10.498	3 Laps	1 Lap	85.15	1:48.998	5	4	
DNF	7	B		Connor MODRO	Westfield Aero	7	13:15.171	4 Laps	1 Lap	85.31	1:49.806	4	18	
DNF	501*	A		Andy THOMAS	Ginetta GTA	4	7:48.890	7 Laps	3 Laps	82.67	1:53.128	2	9	
DNF	74	G		Stuart BURNETT	Spire GTR	2	6:39.406	9 Laps	2 Laps	48.52	2:23.552	1	28	
DNF	86	D		Marshall GROVES	Vauxhall Vectra Challenge	0							15	

NOT STARTED

NS	4	B		Paul MASTERS	Westfield Wide body								7	
NS	121	A		Jason HENNEFER	Ford Fiesta ST180								20	

FASTEST LAP

175	A			Andrew SOUTHCOTT	MG Midget Lenham	9	1:42.825			94.25 mph			151.68 kph	
51	B			Roddie PATERSON	Caterham C400	9	1:45.845			91.56 mph			147.35 kph	
99	D			Chris ROBERTS	BMW M4	2	1:47.263			90.35 mph			145.40 kph	
74	G			Stuart BURNETT	Spire GTR	1	2:23.552			67.51 mph			108.64 kph	

Car 501 - Still no working transponder
Car 144 - Intermittent transponder - please check before your next race

Weather / Track : Sunny / Dry

These results are provisional until the conclusion of any judicial and technical matters.

Date: 25/04/2026 Start: 13:43 Finish: 14:04
Oulton Park International: 2.6920 miles

Clerk Of Course: Mark Mitchell

Timekeeper: Sarah Evans



Results can be found at www.tsl-timing.com

Printed - 14:08 Saturday, 25 April 2026



The British Automobile Racing Club

Endurance North - 25th April 2026 - Oulton Park International

CNC Heads Sports / Saloon Car Championship (Classes A, B, D, G)

RACE 2 - LAP CHART

LAP 1 @ 13:45:48.911			LAP 2 @ 13:47:37.030			LAP 3 @ 13:49:29.508			LAP 4 @ 13:51:19.015			LAP 5 @ 13:53:10.675		
NO	BEHIND	LAP TIME	NO	BEHIND	LAP TIME	NO	BEHIND	LAP TIME	NO	BEHIND	LAP TIME	NO	BEHIND	LAP TIME
47		1:54.614	47		1:48.119	99		1:51.801	99		1:49.507	99		1:51.660
99	1.533	1:56.147	99	0.677	1:47.263	96	11.614	1:56.609	96	12.595	1:50.488	96	10.425	1:49.490
62	4.243	1:58.857	62	7.364	1:51.240	62	12.710	1:57.824	62	14.108	1:50.905	62	11.446	1:48.998
96	4.855	1:59.469	96	7.483	1:50.747	151	13.217	1:55.163	151	14.356	1:50.646	151	12.342	1:49.646
39	5.902	2:00.516	39	9.739	1:51.956	715	14.921	1:56.072	715	15.060	1:49.646	47	12.376	1:47.028
151	6.770	2:01.384	151	10.532	1:51.881	39	15.498	1:58.237	7	15.851	1:49.806	715	14.112	1:50.712
715	7.519	2:02.133	715	11.327	1:51.927	7	15.552	1:56.042	47	17.008	1:48.465	7	14.455	1:50.264
164	8.744	2:03.358	7	11.988	1:51.193	27	16.144	1:56.072	27	17.960	1:51.323	27	15.220	1:48.920
7	8.914	2:03.528	27	12.550	1:51.048	47	18.050	2:10.528	39	19.046	1:53.055	39	18.514	1:51.128
27	9.621	2:04.235	164	15.608	1:54.983	164	19.495	1:56.365	144	22.660	1:50.742	144	19.407	1:48.407
501	10.942	2:05.556	501	15.951	1:53.128	501	20.054	1:56.581	164	23.128	1:53.140	51	23.336	1:48.491
972	11.584	2:06.198	972	16.292	1:52.827	972	20.960	1:57.146	501	24.172	1:53.625	164	24.164	1:52.696
77	13.198	2:07.812	77	21.530	1:56.451	144	21.425	1:51.749	972	24.752	1:53.299	175	24.693	1:44.028
267	13.576	2:08.190	144	22.154	1:51.386	51	28.740	1:50.227	51	26.505	1:47.272	972	25.923	1:52.831
64	15.772	2:10.386	267	23.050	1:57.593	77	29.321	2:00.269	175	32.325	1:46.233	267	43.396	1:56.585
149	18.649	2:13.263	64	25.075	1:57.422	267	29.986	1:59.414	77	38.317	1:58.503	77	45.522	1:58.865
144	18.887	2:13.501	51	30.991	1:52.343	64	31.144	1:58.547	267	38.471	1:57.992	64	46.229	1:58.084
970	19.976	2:14.590	149	31.668	2:01.138	175	35.599	1:49.810	64	39.805	1:58.168	130	46.394	1:57.880
130	25.359	2:19.973	130	33.782	1:56.542	130	37.787	1:56.483	130	40.174	1:51.894	149	1:03.040	2:00.982
51	26.767	2:21.381	970	34.438	2:02.581	149	42.027	2:02.837	149	53.718	2:01.198	970	1:05.364	2:02.002
138	27.073	2:21.687	175	38.267	1:47.933	970	44.267	2:02.307	970	55.022	2:00.262	138	1:46.827	2:09.300
53	27.837	2:22.451	138	50.091	2:11.137	74	1 Lap	4:15.854 P	138	1:29.187	2:10.713	53	1:48.893	2:10.245
74	28.938	2:23.552	53	51.464	2:11.746	138	1:07.981	2:10.368	53	1:30.308	2:09.361	25	1:49.879	2:10.253
25	30.416	2:25.030	25	52.858	2:10.561	53	1:10.454	2:11.468	25	1:31.286	2:09.612			
175	38.453	2:33.067				25	1:11.181	2:10.801						

Endurance North - 25th April 2026 - Oulton Park International

CNC Heads Sports / Saloon Car Championship (Classes A, B, D, G)

RACE 2 - LAP CHART

LAP 6 @ 13:55:03.146			LAP 7 @ 13:56:54.396			LAP 8 @ 13:58:45.006			LAP 9 @ 14:00:35.434			LAP 10 @ 14:02:20.756		
NO	BEHIND	LAP TIME	NO	BEHIND	LAP TIME	NO	BEHIND	LAP TIME	NO	BEHIND	LAP TIME	NO	BEHIND	LAP TIME
99		1:52.471	99		1:51.250	99		1:50.610	175		1:42.825	175		1:45.322
96	7.915	1:49.961	96	8.595	1:51.930	47	7.132	1:49.139	99	0.030	1:50.458	99	6.435	1:51.727
62	9.865	1:50.890	47	8.603	1:49.028	175	7.603	1:43.157	47	5.981	1:49.277	51	11.373	1:45.933
47	10.825	1:50.920	62	14.788	1:56.173	96	8.993	1:51.008	96	10.634	1:52.069	96	15.657	1:50.345
151	11.260	1:51.389	151	14.938	1:54.928	151	15.035	1:50.707	51	10.762	1:45.845	151	16.635	1:48.452
7	12.835	1:50.851	175	15.056	1:49.722	51	15.345	1:48.537	151	13.505	1:48.898	47	25.095	2:04.436
715	13.969	1:52.328	7	15.072	1:53.487	62	19.789	1:55.611	715	21.413	1:52.009	27	25.681	1:49.390
27	14.507	1:51.758	138	1 Lap	2:12.005	715	19.832	1:54.061	27	21.613	1:51.627	144	31.505	1:50.929
144	15.628	1:48.692	53	1 Lap	2:11.192	27	20.414	1:53.691	144	25.898	1:55.868	39	32.646	1:51.318
175	16.584	1:44.362	715	16.381	1:53.662	144	20.457	1:54.295	39	26.650	1:56.241	164	38.955	1:54.663
39	17.876	1:51.833	144	16.772	1:52.394	39	20.837	1:53.307	164	29.614	1:52.690	972	45.701	1:56.072
51	19.581	1:48.716	27	17.333	1:54.076	164	27.352	1:53.266	972	34.951	1:54.148	130	1:04.052	1:52.252
164	24.164	1:52.471	51	17.418	1:49.087	972	31.231	1:55.142	130	57.122	1:55.577	267	1:22.659	1:58.245
972	25.471	1:52.019	39	18.140	1:51.514	138	1 Lap	2:15.769	138	1 Lap	2:11.088	77	1:23.188	1:57.820
130	47.885	1:53.962	25	1 Lap	2:13.098	25	1 Lap	2:17.791	25	1 Lap	2:10.681	64	1:25.436	1:58.830
267	47.961	1:57.036	164	24.696	1:51.782	130	51.973	1:53.505	267	1:09.736	1:59.829	138	1 Lap	2:11.175
77	50.994	1:57.943	972	26.699	1:52.478	53	1 Lap	2:26.723	77	1:10.690	1:58.408	25	1 Lap	2:11.404
64	51.469	1:57.711	130	49.078	1:52.443	267	1:00.335	1:57.070	64	1:11.928	1:57.786	53	1 Lap	2:11.597
149	1:12.257	2:01.688	267	53.875	1:57.164	77	1:02.710	1:56.367	53	1 Lap	2:13.483			
970	1:12.692	1:59.799	77	56.953	1:57.209	64	1:04.570	1:57.512	149	1:40.539	2:00.602			
			64	57.668	1:57.449	149	1:30.365	2:00.667	970	1:40.665	1:59.042			
			149	1:20.308	1:59.301	970	1:32.051	2:00.610						
			970	1:22.051	2:00.609									

Endurance North - 25th April 2026 - Oulton Park International

CNC Heads Sports / Saloon Car Championship (Classes A, B, D, G)

RACE 2 - LAP CHART

LAP 11 @ 14:04:10.732

NO	BEHIND	LAP TIME
175		1:49.976
970	1 Lap	2:00.960
99	8.714	1:52.255
51	8.947	1:47.550
96	16.094	1:50.413
151	16.369	1:49.710
149	1 Lap	2:14.842
27	27.724	1:52.019
144	33.079	1:51.550
39	35.694	1:53.024
164	40.746	1:51.767
972	51.337	1:55.612
130	1:05.882	1:51.806
267	1:29.821	1:57.138
77	1:30.142	1:56.930
64	1:32.378	1:56.918
138	1 Lap	2:10.223
25	1 Lap	2:09.796
53	1 Lap	2:12.265

Endurance North - 25th April 2026 - Oulton Park International

CNC Heads Sports / Saloon Car Championship (Classes A, B, D, G)

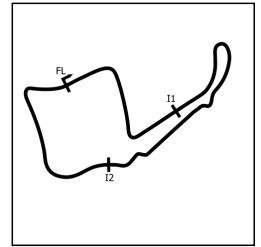
RACE 2 - POSITION CHART

No	Name	Lap Pos													
			1	2	3	4	5	6	7	8	9	10	11		
175	SOUTHCOTT	1	47	47	99	99	99	99	99	99	99	99	175	175	175
99	ROBERTS	2	99	99	96	96	96	96	96	96	47	99	99	99	99
47	PRIMETT	3	62	62	62	62	62	62	47	175	47	51	51		
62	RANKIN	4	96	96	151	151	151	47	62	96	96	96	96		
144	FOXLOW	5	39	39	715	715	47	151	151	151	51	151	151		
51	PATERSON	6	151	151	39	7	715	7	175	51	151	47	27		
4	MASTERS	7	715	715	7	47	7	715	7	62	715	27	144		
130	DUNN	8	164	7	27	27	27	27	715	715	27	144	39		
501	THOMAS	9	7	27	47	39	39	144	144	27	144	39	164		
96	BUCKBY	10	27	164	164	144	144	175	27	144	39	164	972		
39	CRYER	11	501	501	501	164	51	39	51	39	164	972	130		
164	LANDON	12	972	972	972	501	164	51	39	164	972	130	267		
972	WRIGHT	13	77	77	144	972	175	164	164	972	130	267	77		
715	ARMIGER	14	267	144	51	51	972	972	972	130	267	77	64		
86	GROVES	15	64	267	77	175	267	130	130	267	77	64			
27	WARDLE	16	149	64	267	77	77	267	267	77	64	970			
151	DAVIES	17	144	51	64	267	64	77	77	64	149	149			
7	MODRO	18	970	149	175	64	130	64	64	149	970	138			
77	PARKER	19	130	130	130	130	149	149	149	970	138	25			
121	HENNEFER	20	51	970	149	149	970	970	970	138	25	53			
267	PRICE	21	138	175	970	970	138	138	138	25	53				
64	GOODLAD	22	53	138	138	138	53	53	25	53					
970	WRIGHT	23	74	53	53	53	25	25	53						
138	GRAVELEY	24	25	25	25	25									
53	HAYNES	25	175	74											
25	CLAXTON	26													
149	WARBURTON	27													
74	BURNETT	28													

Endurance North - 25th April 2026 - Oulton Park International

CNC Heads Sports / Saloon Car Championship (Classes A, B, D, G)

RACE 2 - SECTOR ANALYSIS



SECTOR 1 = FL to I1, SECTOR 2 = I1 to I2, SECTOR 3 = I2 to FL, DIFF = Difference To Personal Best Lap, P = Crossed Finish Line in Pit Lane, D = Time Disallowed

P1 175 A		Andrew SOUTHCOTT		MG Midget Lenham			
IDEAL LAP TIME : 1:41.383		BEST LAP TIME : 1:42.825		DIFFERENCE : 1.442			
LAP	SECTOR 1	SECTOR 2	SECTOR 3	LAP TIME	MPH	DIFF	TIME OF DAY
1 -	OUTLAP	55.637	28.809	2:33.067	63.31	50.242	13:46:27.364
2 -	25.604	53.561	28.768	1:47.933	89.78	5.108	13:48:15.297
3 -	25.899	54.957	28.954	1:49.810	88.25	6.985	13:50:05.107
4 -	25.612	52.025	28.596	1:46.233	91.22	3.408	13:51:51.340
5 -	25.524	50.030	28.474	1:44.028 (3)	93.16	1.203	13:53:35.368
6 -	25.447	50.366	28.549	1:44.362	92.86	1.537	13:55:19.730
7 -	24.897	51.746	33.079	1:49.722	88.32	6.897	13:57:09.452
8 -	26.307	48.774	28.076	1:43.157 (2)	93.94	0.332	13:58:52.609
9 -	25.612	49.501	27.712	1:42.825 (1)	94.25		14:00:35.434
10 -	25.253	51.409	28.660	1:45.322	92.01	2.497	14:02:20.756
11 -	26.475	52.408	31.093	1:49.976	88.12	7.151	14:04:10.732

P2 99 D		Chris ROBERTS		BMW M4			
IDEAL LAP TIME : 1:47.111		BEST LAP TIME : 1:47.263		DIFFERENCE : 0.152			
LAP	SECTOR 1	SECTOR 2	SECTOR 3	LAP TIME	MPH	DIFF	TIME OF DAY
1 -			29.083	1:56.147	83.43	8.884	13:45:50.444
2 -	26.168	51.860	29.235	1:47.263 (1)	90.35		13:47:37.707
3 -	26.517	54.237	31.047	1:51.801	86.68	4.538	13:49:29.508
4 -	26.527	52.511	30.469	1:49.507 (2)	88.49	2.244	13:51:19.015
5 -	27.307	53.461	30.892	1:51.660	86.79	4.397	13:53:10.675
6 -	27.731	54.264	30.476	1:52.471	86.16	5.208	13:55:03.146
7 -	27.664	53.343	30.243	1:51.250	87.11	3.987	13:56:54.396
8 -	26.993	52.833	30.784	1:50.610	87.61	3.347	13:58:45.006
9 -	27.477	53.260	29.721	1:50.458 (3)	87.73	3.195	14:00:35.464
10 -	27.870	53.526	30.331	1:51.727	86.74	4.464	14:02:27.191
11 -	28.163	53.657	30.435	1:52.255	86.33	4.992	14:04:19.446

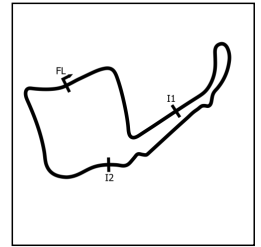
P3 51 B		Roddie PATERSON		Caterham C400			
IDEAL LAP TIME : 1:45.320		BEST LAP TIME : 1:45.845		DIFFERENCE : 0.525			
LAP	SECTOR 1	SECTOR 2	SECTOR 3	LAP TIME	MPH	DIFF	TIME OF DAY
1 -		58.713	33.652	2:21.381	68.54	35.536	13:46:15.678
2 -	26.816	54.584	30.943	1:52.343	86.26	6.498	13:48:08.021
3 -	26.564	53.308	30.355	1:50.227	87.92	4.382	13:49:58.248
4 -	26.434	51.246	29.592	1:47.272 (3)	90.34	1.427	13:51:45.520
5 -	26.045	52.512	29.934	1:48.491	89.32	2.646	13:53:34.011
6 -	26.037	53.108	29.571	1:48.716	89.14	2.871	13:55:22.727
7 -	26.132	52.772	30.183	1:49.087	88.84	3.242	13:57:11.814
8 -	27.344	52.143	29.050	1:48.537	89.29	2.692	13:59:00.351
9 -	25.770	51.262	28.813	1:45.845 (1)	91.56		14:00:46.196
10 -	25.836	50.737	29.360	1:45.933 (2)	91.48	0.088	14:02:32.129
11 -	26.393	52.262	28.895	1:47.550	90.10	1.705	14:04:19.679

P4 96 B		Bod BUCKBY		Caterham 7			
IDEAL LAP TIME : 1:48.713		BEST LAP TIME : 1:49.490		DIFFERENCE : 0.777			
LAP	SECTOR 1	SECTOR 2	SECTOR 3	LAP TIME	MPH	DIFF	TIME OF DAY
1 -			30.619	1:59.469	81.11	9.979	13:45:53.766
2 -	27.104	52.850	30.793	1:50.747	87.50	1.257	13:47:44.513
3 -	27.657	54.943	34.009	1:56.609	83.10	7.119	13:49:41.122
4 -	27.266	52.614	30.608	1:50.488	87.71	0.998	13:51:31.610
5 -	27.389	52.237	29.864	1:49.490 (1)	88.51		13:53:21.100
6 -	26.909	53.088	29.964	1:49.961 (2)	88.13	0.471	13:55:11.061
7 -	26.908	54.689	30.333	1:51.930	86.58	2.440	13:57:02.991
8 -	27.140	52.920	30.948	1:51.008	87.30	1.518	13:58:53.999
9 -	27.833	53.641	30.595	1:52.069	86.47	2.579	14:00:46.068
10 -	27.288	52.562	30.495	1:50.345 (3)	87.82	0.855	14:02:36.413
11 -	26.612	53.354	30.447	1:50.413	87.77	0.923	14:04:26.826

Endurance North - 25th April 2026 - Oulton Park International

CNC Heads Sports / Saloon Car Championship (Classes A, B, D, G)

RACE 2 - SECTOR ANALYSIS



SECTOR 1 = FL to I1, SECTOR 2 = I1 to I2, SECTOR 3 = I2 to FL, DIFF = Difference To Personal Best Lap, P = Crossed Finish Line in Pit Lane, D = Time Disallowed

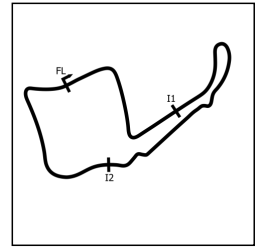
P5 151 B Deri DAVIES		Darrian T90					
IDEAL LAP TIME : 1:47.902		BEST LAP TIME : 1:48.452		DIFFERENCE : 0.550			
LAP	SECTOR 1	SECTOR 2	SECTOR 3	LAP TIME	MPH	DIFF	TIME OF DAY
1 -			30.381	2:01.384	79.83	12.932	13:45:55.681
2 -	27.585	54.236	30.060	1:51.881	86.62	3.429	13:47:47.562
3 -	27.231	55.410	32.522	1:55.163	84.15	6.711	13:49:42.725
4 -	27.241	53.386	30.019	1:50.646	87.58	2.194	13:51:33.371
5 -	27.217	52.659	29.770	1:49.646 (3)	88.38	1.194	13:53:23.017
6 -	27.058	53.879	30.452	1:51.389	87.00	2.937	13:55:14.406
7 -	26.919	54.572	33.437	1:54.928	84.32	6.476	13:57:09.334
8 -	28.222	51.896	30.589	1:50.707	87.54	2.255	13:59:00.041
9 -	27.265	52.167	29.466	1:48.898 (2)	88.99	0.446	14:00:48.939
10 -	26.835	51.836	29.781	1:48.452 (1)	89.36		14:02:37.391
11 -	26.600	52.632	30.478	1:49.710	88.33	1.258	14:04:27.101

P6 27 A Garry WARDLE		Audi A3					
IDEAL LAP TIME : 1:48.309		BEST LAP TIME : 1:48.920		DIFFERENCE : 0.611			
LAP	SECTOR 1	SECTOR 2	SECTOR 3	LAP TIME	MPH	DIFF	TIME OF DAY
1 -		56.431	30.469	2:04.235	78.00	15.315	13:45:58.532
2 -	27.225	53.303	30.520	1:51.048 (3)	87.27	2.128	13:47:49.580
3 -	27.502	55.141	33.429	1:56.072	83.49	7.152	13:49:45.652
4 -	27.491	52.925	30.907	1:51.323	87.05	2.403	13:51:36.975
5 -	26.708	52.369	29.843	1:48.920 (1)	88.97		13:53:25.895
6 -	27.095	53.728	30.935	1:51.758	86.71	2.838	13:55:17.653
7 -	26.762	54.388	32.926	1:54.076	84.95	5.156	13:57:11.729
8 -	28.347	54.627	30.717	1:53.691	85.24	4.771	13:59:05.420
9 -	27.488	54.164	29.975	1:51.627	86.81	2.707	14:00:57.047
10 -	27.542	51.758	30.090	1:49.390 (2)	88.59	0.470	14:02:46.437
11 -	27.902	53.955	30.162	1:52.019	86.51	3.099	14:04:38.456

P7 144 B George FOXLOW		Ford Escort RSR					
IDEAL LAP TIME : 1:48.373		BEST LAP TIME : 1:48.407		DIFFERENCE : 0.034			
LAP	SECTOR 1	SECTOR 2	SECTOR 3	LAP TIME	MPH	DIFF	TIME OF DAY
1 -		56.524	32.750	2:13.501	72.59	25.094	13:46:07.798
2 -	27.413	54.044	29.929	1:51.386	87.00	2.979	13:47:59.184
3 -	27.846	53.128	30.775	1:51.749	86.72	3.342	13:49:50.933
4 -	27.005	53.405	30.332	1:50.742 (3)	87.51	2.335	13:51:41.675
5 -	26.821	52.209	29.377	1:48.407 (1)	89.39		13:53:30.082
6 -	26.787	52.255	29.650	1:48.692 (2)	89.16	0.285	13:55:18.774
7 -	26.922	53.463	32.009	1:52.394	86.22	3.987	13:57:11.168
8 -	28.648	54.568	31.079	1:54.295	84.79	5.888	13:59:05.463
9 -	28.515	57.019	30.334	1:55.868	83.64	7.461	14:01:01.332
10 -	27.127			1:50.929	87.36	2.522	14:02:52.261
11 -	27.202			1:51.550	86.87	3.143	14:04:43.811

P8 39 B Jamie CRYER		Ginetta G20					
IDEAL LAP TIME : 1:50.715		BEST LAP TIME : 1:51.128		DIFFERENCE : 0.413			
LAP	SECTOR 1	SECTOR 2	SECTOR 3	LAP TIME	MPH	DIFF	TIME OF DAY
1 -			30.603	2:00.516	80.41	9.388	13:45:54.813
2 -	27.970	53.452	30.534	1:51.956	86.56	0.828	13:47:46.769
3 -	27.981	56.567	33.689	1:58.237	81.96	7.109	13:49:45.006
4 -	28.117	54.419	30.519	1:53.055	85.72	1.927	13:51:38.061
5 -	27.648	52.906	30.574	1:51.128 (1)	87.20		13:53:29.189
6 -	27.600	53.555	30.678	1:51.833	86.65	0.705	13:55:21.022
7 -	27.365	52.875	31.274	1:51.514 (3)	86.90	0.386	13:57:12.536
8 -	28.096	54.667	30.544	1:53.307	85.53	2.179	13:59:05.843
9 -	28.439	57.327	30.475	1:56.241	83.37	5.113	14:01:02.084
10 -	27.449	53.159	30.710	1:51.318 (2)	87.05	0.190	14:02:53.402
11 -	27.783	54.266	30.975	1:53.024	85.74	1.896	14:04:46.426

Endurance North - 25th April 2026 - Oulton Park International
CNC Heads Sports / Saloon Car Championship (Classes A, B, D, G)
RACE 2 - SECTOR ANALYSIS



SECTOR 1 = FL to I1, SECTOR 2 = I1 to I2, SECTOR 3 = I2 to FL, DIFF = Difference To Personal Best Lap, P = Crossed Finish Line in Pit Lane, D = Time Disallowed

P9 164 B Anton LANDON		Fisher Fury					
IDEAL LAP TIME : 1:51.592		BEST LAP TIME : 1:51.767					
		DIFFERENCE : 0.175					
LAP	SECTOR 1	SECTOR 2	SECTOR 3	LAP TIME	MPH	DIFF	TIME OF DAY
1 -			31.434	2:03.358	78.56	11.591	13:45:57.655
2 -	28.941	54.889	31.153	1:54.983	84.28	3.216	13:47:52.638
3 -	27.863	56.707	31.795	1:56.365	83.28	4.598	13:49:49.003
4 -	27.690	54.176	31.274	1:53.140	85.65	1.373	13:51:42.143
5 -	27.464	54.107	31.125	1:52.696	85.99	0.929	13:53:34.839
6 -	27.647	53.903	30.921	1:52.471 (3)	86.16	0.704	13:55:27.310
7 -	27.191	53.820	30.771	1:51.782 (2)	86.69	0.015	13:57:19.092
8 -	27.195	54.986	31.085	1:53.266	85.56	1.499	13:59:12.358
9 -	27.184	54.435	31.071	1:52.690	85.99	0.923	14:01:05.048
10 -	27.034	56.248	31.381	1:54.663	84.51	2.896	14:02:59.711
11 -	27.208	53.787	30.772	1:51.767 (1)	86.70		14:04:51.478

P10 972 A Richard WRIGHT		Ginetta G55					
IDEAL LAP TIME : 1:51.895		BEST LAP TIME : 1:52.019					
		DIFFERENCE : 0.124					
LAP	SECTOR 1	SECTOR 2	SECTOR 3	LAP TIME	MPH	DIFF	TIME OF DAY
1 -			31.027	2:06.198	76.79	14.179	13:46:00.495
2 -	27.737	54.239	30.851	1:52.827 (3)	85.89	0.808	13:47:53.322
3 -	28.100	56.857	32.189	1:57.146	82.72	5.127	13:49:50.468
4 -	28.332	54.315	30.652	1:53.299	85.53	1.280	13:51:43.767
5 -	27.278	54.382	31.171	1:52.831	85.89	0.812	13:53:36.598
6 -	27.170	54.337	30.512	1:52.019 (1)	86.51		13:55:28.617
7 -	27.366	54.626	30.486	1:52.478 (2)	86.16	0.459	13:57:21.095
8 -	27.720	56.334	31.088	1:55.142	84.16	3.123	13:59:16.237
9 -	27.749	55.541	30.858	1:54.148	84.90	2.129	14:01:10.385
10 -	27.980	54.771	33.321	1:56.072	83.49	4.053	14:03:06.457
11 -	28.308	55.692	31.612	1:55.612	83.82	3.593	14:05:02.069

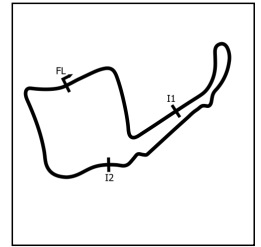
P11 130 A Gavin DUNN		BMW E36 M3					
IDEAL LAP TIME : 1:51.276		BEST LAP TIME : 1:51.806					
		DIFFERENCE : 0.530					
LAP	SECTOR 1	SECTOR 2	SECTOR 3	LAP TIME	MPH	DIFF	TIME OF DAY
1 -		59.765	33.649	2:19.973	69.23	28.167	13:46:14.270
2 -	27.947	55.848	32.747	1:56.542	83.15	4.736	13:48:10.812
3 -	28.011	57.451	31.021	1:56.483	83.19	4.677	13:50:07.295
4 -	27.452	53.863	30.579	1:51.894 (2)	86.61	0.088	13:51:59.189
5 -	28.900	57.191	31.789	1:57.880	82.21	6.074	13:53:57.069
6 -	27.732	54.367	31.863	1:53.962	85.03	2.156	13:55:51.031
7 -	28.038	54.099	30.306	1:52.443	86.18	0.637	13:57:43.474
8 -	27.348	54.543	31.614	1:53.505	85.38	1.699	13:59:36.979
9 -	27.422	56.139	32.016	1:55.577	83.85	3.771	14:01:32.556
10 -	27.475	54.156	30.621	1:52.252 (3)	86.33	0.446	14:03:24.808
11 -	27.107	54.187	30.512	1:51.806 (1)	86.67		14:05:16.614

P12 267 B Jon PRICE		Vauxhall Tigra					
IDEAL LAP TIME : 1:55.616		BEST LAP TIME : 1:56.585					
		DIFFERENCE : 0.969					
LAP	SECTOR 1	SECTOR 2	SECTOR 3	LAP TIME	MPH	DIFF	TIME OF DAY
1 -		57.940	31.826	2:08.190	75.60	11.605	13:46:02.487
2 -	28.999	55.803	32.791	1:57.593	82.41	1.008	13:48:00.080
3 -	28.833	57.086	33.495	1:59.414	81.15	2.829	13:49:59.494
4 -	29.047	56.860	32.085	1:57.992	82.13	1.407	13:51:57.486
5 -	28.853	56.083	31.649	1:56.585 (1)	83.12		13:53:54.071
6 -	28.522	56.177	32.337	1:57.036 (2)	82.80	0.451	13:55:51.107
7 -	29.170	56.275	31.719	1:57.164	82.71	0.579	13:57:48.271
8 -	28.314	56.684	32.072	1:57.070 (3)	82.78	0.485	13:59:45.341
9 -	29.058	59.141	31.630	1:59.829	80.87	3.244	14:01:45.170
10 -	29.213	56.499	32.533	1:58.245	81.95	1.660	14:03:43.415
11 -	28.758	56.881	31.499	1:57.138	82.73	0.553	14:05:40.553

Endurance North - 25th April 2026 - Oulton Park International

CNC Heads Sports / Saloon Car Championship (Classes A, B, D, G)

RACE 2 - SECTOR ANALYSIS



SECTOR 1 = FL to I1, SECTOR 2 = I1 to I2, SECTOR 3 = I2 to FL, DIFF = Difference To Personal Best Lap, P = Crossed Finish Line in Pit Lane, D = Time Disallowed

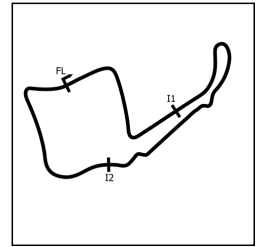
P13 77 D		Steven PARKER		BMW M235i			
IDEAL LAP TIME : 1:56.151		BEST LAP TIME : 1:56.367		DIFFERENCE : 0.216			
LAP	SECTOR 1	SECTOR 2	SECTOR 3	LAP TIME	MPH	DIFF	TIME OF DAY
1 -		58.500	31.807	2:07.812	75.82	11.445	13:46:02.109
2 -	28.653	55.780	32.018	1:56.451 (2)	83.22	0.084	13:47:58.560
3 -	29.352	57.332	33.585	2:00.269	80.58	3.902	13:49:58.829
4 -	29.203	57.108	32.192	1:58.503	81.78	2.136	13:51:57.332
5 -	29.832	57.109	31.924	1:58.865	81.53	2.498	13:53:56.197
6 -	28.564	56.964	32.415	1:57.943	82.16	1.576	13:55:54.140
7 -	28.988	56.390	31.831	1:57.209	82.68	0.842	13:57:51.349
8 -	28.698	55.800	31.869	1:56.367 (1)	83.28		13:59:47.716
9 -	28.588	57.843	31.977	1:58.408	81.84	2.041	14:01:46.124
10 -	28.672	56.958	32.190	1:57.820	82.25	1.453	14:03:43.944
11 -	28.636	55.867	32.427	1:56.930 (3)	82.88	0.563	14:05:40.874

P14 64 D		Paul GOODLAD		Volkswagen Scirocco			
IDEAL LAP TIME : 1:56.581		BEST LAP TIME : 1:56.918		DIFFERENCE : 0.337			
LAP	SECTOR 1	SECTOR 2	SECTOR 3	LAP TIME	MPH	DIFF	TIME OF DAY
1 -		59.060	32.031	2:10.386	74.32	13.468	13:46:04.683
2 -	28.853	56.932	31.637	1:57.422 (2)	82.53	0.504	13:48:02.105
3 -	28.960	57.031	32.556	1:58.547	81.75	1.629	13:50:00.652
4 -	28.752	57.357	32.059	1:58.168	82.01	1.250	13:51:58.820
5 -	29.162	57.040	31.882	1:58.084	82.07	1.166	13:53:56.904
6 -	29.322	56.365	32.024	1:57.711	82.33	0.793	13:55:54.615
7 -	28.935	56.631	31.883	1:57.449 (3)	82.51	0.531	13:57:52.064
8 -	28.917	56.684	31.911	1:57.512	82.47	0.594	13:59:49.576
9 -	28.579	56.561	32.646	1:57.786	82.27	0.868	14:01:47.362
10 -	29.234	57.159	32.437	1:58.830	81.55	1.912	14:03:46.192
11 -	28.659	56.431	31.828	1:56.918 (1)	82.88		14:05:43.110

P15 970 A		Paul WRIGHT		Subaru Impreza			
IDEAL LAP TIME : 1:58.017		BEST LAP TIME : 1:59.042		DIFFERENCE : 1.025			
LAP	SECTOR 1	SECTOR 2	SECTOR 3	LAP TIME	MPH	DIFF	TIME OF DAY
1 -		1:00.116	34.682	2:14.590	72.00	15.548	13:46:08.887
2 -	30.205	58.695	33.681	2:02.581	79.06	3.539	13:48:11.468
3 -	29.208	58.668	34.431	2:02.307	79.23	3.265	13:50:13.775
4 -	29.863	56.946	33.453	2:00.262 (3)	80.58	1.220	13:52:14.037
5 -	29.809	59.021	33.172	2:02.002	79.43	2.960	13:54:16.039
6 -	28.694	58.305	32.800	1:59.799 (2)	80.89	0.757	13:56:15.838
7 -	28.894	57.693	34.022	2:00.609	80.35	1.567	13:58:16.447
8 -	28.833	58.011	33.766	2:00.610	80.35	1.568	14:00:17.057
9 -	28.704	57.961	32.377	1:59.042 (1)	81.41		14:02:16.099
10 -	29.180	58.233	33.547	2:00.960	80.11	1.918	14:04:17.059

P16 149 A		Gary WARBURTON		Mini Space frame			
IDEAL LAP TIME : 1:59.000		BEST LAP TIME : 1:59.301		DIFFERENCE : 0.301			
LAP	SECTOR 1	SECTOR 2	SECTOR 3	LAP TIME	MPH	DIFF	TIME OF DAY
1 -		1:00.160	33.982	2:13.263	72.72	13.962	13:46:07.560
2 -	29.092	58.217	33.829	2:01.138	80.00	1.837	13:48:08.698
3 -	29.561	1:00.113	33.163	2:02.837	78.89	3.536	13:50:11.535
4 -	29.752	58.185	33.261	2:01.198	79.96	1.897	13:52:12.733
5 -	30.076	58.602	32.304	2:00.982	80.10	1.681	13:54:13.715
6 -	29.942	58.979	32.767	2:01.688	79.64	2.387	13:56:15.403
7 -	28.718	57.978	32.605	1:59.301 (1)	81.23		13:58:14.704
8 -	29.047	59.089	32.531	2:00.667 (3)	80.31	1.366	14:00:15.371
9 -	29.369	58.614	32.619	2:00.602 (2)	80.35	1.301	14:02:15.973
10 -	39.834	1:00.603	34.405	2:14.842	71.87	15.541	14:04:30.815

Endurance North - 25th April 2026 - Oulton Park International
CNC Heads Sports / Saloon Car Championship (Classes A, B, D, G)
RACE 2 - SECTOR ANALYSIS



SECTOR 1 = FL to I1, SECTOR 2 = I1 to I2, SECTOR 3 = I2 to FL, DIFF = Difference To Personal Best Lap, P = Crossed Finish Line in Pit Lane, D = Time Disallowed

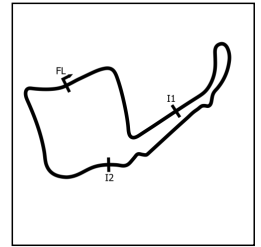
P17 138 D		Simon GRAVELEY		Volkswagen Golf GTI			
IDEAL LAP TIME : 2:08.847		BEST LAP TIME : 2:09.300		DIFFERENCE : 0.453			
LAP	SECTOR 1	SECTOR 2	SECTOR 3	LAP TIME	MPH	DIFF	TIME OF DAY
1 -		1:03.509	36.006	2:21.687	68.39	12.387	13:46:15.984
2 -	31.971	1:03.002	36.164	2:11.137	73.90	1.837	13:48:27.121
3 -	32.324	1:02.855	35.189	2:10.368 (3)	74.33	1.068	13:50:37.489
4 -	32.381	1:03.026	35.306	2:10.713	74.14	1.413	13:52:48.202
5 -	31.770	1:02.671	34.859	2:09.300 (1)	74.95		13:54:57.502
6 -	32.068	1:03.379	36.558	2:12.005	73.41	2.705	13:57:09.507
7 -	35.311	1:02.845	37.613	2:15.769	71.38	6.469	13:59:25.276
8 -	32.563	1:02.514	36.011	2:11.088	73.92	1.788	14:01:36.364
9 -	31.951	1:02.218	37.006	2:11.175	73.88	1.875	14:03:47.539
10 -	31.916	1:02.556	35.751	2:10.223 (2)	74.42	0.923	14:05:57.762

P18 25 D		Robert CLAXTON		Volkswagen Golf Mk3 GTi			
IDEAL LAP TIME : 2:08.780		BEST LAP TIME : 2:09.612		DIFFERENCE : 0.832			
LAP	SECTOR 1	SECTOR 2	SECTOR 3	LAP TIME	MPH	DIFF	TIME OF DAY
1 -		1:06.188	35.568	2:25.030	66.82	15.418	13:46:19.327
2 -	32.089	1:02.852	35.620	2:10.561	74.22	0.949	13:48:29.888
3 -	32.297	1:02.509	35.995	2:10.801	74.09	1.189	13:50:40.689
4 -	32.188	1:02.311	35.113	2:09.612 (1)	74.77		13:52:50.301
5 -	31.615	1:03.074	35.564	2:10.253 (3)	74.40	0.641	13:55:00.554
6 -	32.690	1:02.822	37.586	2:13.098	72.81	3.486	13:57:13.652
7 -	32.413	1:02.932	42.446	2:17.791	70.33	8.179	13:59:31.443
8 -	33.140	1:02.105	35.436	2:10.681	74.15	1.069	14:01:42.124
9 -	33.586	1:02.457	35.361	2:11.404	73.75	1.792	14:03:53.528
10 -	32.318	1:02.052	35.426	2:09.796 (2)	74.66	0.184	14:06:03.324

P19 53 A		Nick HAYNES		TVR Chimaera			
IDEAL LAP TIME : 2:09.147		BEST LAP TIME : 2:09.361		DIFFERENCE : 0.214			
LAP	SECTOR 1	SECTOR 2	SECTOR 3	LAP TIME	MPH	DIFF	TIME OF DAY
1 -		1:04.154	35.693	2:22.451	68.03	13.090	13:46:16.748
2 -	32.361	1:03.235	36.150	2:11.746	73.56	2.385	13:48:28.494
3 -	32.415	1:02.735	36.318	2:11.468	73.71	2.107	13:50:39.962
4 -	32.141	1:01.552	35.668	2:09.361 (1)	74.91		13:52:49.323
5 -	31.927	1:02.517	35.801	2:10.245 (2)	74.40	0.884	13:54:59.568
6 -	32.084	1:02.343	36.765	2:11.192 (3)	73.87	1.831	13:57:10.760
7 -	33.054	1:01.642	52.027	2:26.723	66.05	17.362	13:59:37.483
8 -	33.490	1:02.667	37.326	2:13.483	72.60	4.122	14:01:50.966
9 -	32.472	1:03.146	35.979	2:11.597	73.64	2.236	14:04:02.563
10 -	32.994	1:02.807	36.464	2:12.265	73.27	2.904	14:06:14.828

P20 47 B		Mark PRIMETT		MG Midget			
IDEAL LAP TIME : 1:45.868		BEST LAP TIME : 1:47.028		DIFFERENCE : 1.160			
LAP	SECTOR 1	SECTOR 2	SECTOR 3	LAP TIME	MPH	DIFF	TIME OF DAY
1 -			29.950	1:54.614	84.55	7.586	13:45:48.911
2 -	26.655	51.980	29.484	1:48.119 (2)	89.63	1.091	13:47:37.030
3 -	26.378	1:12.715	31.435	2:10.528	74.24	23.500	13:49:47.558
4 -	26.439	52.216	29.810	1:48.465 (3)	89.34	1.437	13:51:36.023
5 -	25.682	52.300	29.046	1:47.028 (1)	90.54		13:53:23.051
6 -	27.133	54.012	29.775	1:50.920	87.37	3.892	13:55:13.971
7 -	26.594	52.612	29.822	1:49.028	88.88	2.000	13:57:02.999
8 -	27.003	51.512	30.624	1:49.139	88.79	2.111	13:58:52.138
9 -	27.340	52.054	29.883	1:49.277	88.68	2.249	14:00:41.415
10 -	26.266	51.140	47.030	2:04.436	77.88	17.408	14:02:45.851
11 -	28.125	53.535					

Endurance North - 25th April 2026 - Oulton Park International
CNC Heads Sports / Saloon Car Championship (Classes A, B, D, G)
RACE 2 - SECTOR ANALYSIS



SECTOR 1 = FL to I1, SECTOR 2 = I1 to I2, SECTOR 3 = I2 to FL, DIFF = Difference To Personal Best Lap, P = Crossed Finish Line in Pit Lane, D = Time Disallowed

P21 715 B		Andrew ARMIGER		Vauxhall Tigra			
IDEAL LAP TIME : 1:49.250		BEST LAP TIME : 1:49.646		DIFFERENCE : 0.396			
LAP	SECTOR 1	SECTOR 2	SECTOR 3	LAP TIME	MPH	DIFF	TIME OF DAY
1 -			30.116	2:02.133	79.35	12.487	13:45:56.430
2 -	27.131	54.270	30.526	1:51.927 (3)	86.58	2.281	13:47:48.357
3 -	27.211	56.052	32.809	1:56.072	83.49	6.426	13:49:44.429
4 -	27.515	52.545	29.586	1:49.646 (1)	88.38		13:51:34.075
5 -	27.222	53.163	30.327	1:50.712 (2)	87.53	1.066	13:53:24.787
6 -	27.479	53.775	31.074	1:52.328	86.27	2.682	13:55:17.115
7 -	27.119	54.079	32.464	1:53.662	85.26	4.016	13:57:10.777
8 -	28.233	54.976	30.852	1:54.061	84.96	4.415	13:59:04.838
9 -	27.875	54.095	30.039	1:52.009	86.52	2.363	14:00:56.847
10 -	28.523	1:04.313					

P22 62 A		Paul RANKIN		Westfield Aero Race			
IDEAL LAP TIME : 1:48.570		BEST LAP TIME : 1:48.998		DIFFERENCE : 0.428			
LAP	SECTOR 1	SECTOR 2	SECTOR 3	LAP TIME	MPH	DIFF	TIME OF DAY
1 -			31.163	1:58.857	81.53	9.859	13:45:53.154
2 -	26.918	53.061	31.261	1:51.240	87.12	2.242	13:47:44.394
3 -	28.058	56.890	32.876	1:57.824	82.25	8.826	13:49:42.218
4 -	26.892	53.517	30.496	1:50.905 (3)	87.38	1.907	13:51:33.123
5 -	26.615	52.405	29.978	1:48.998 (1)	88.91		13:53:22.121
6 -	26.187	54.176	30.527	1:50.890 (2)	87.39	1.892	13:55:13.011
7 -	27.662	55.016	33.495	1:56.173	83.42	7.175	13:57:09.184
8 -	28.763	54.925	31.923	1:55.611	83.82	6.613	13:59:04.795
9 -	28.593						

P23 7 B		Connor MODRO		Westfield Aero			
IDEAL LAP TIME : 1:48.987		BEST LAP TIME : 1:49.806		DIFFERENCE : 0.819			
LAP	SECTOR 1	SECTOR 2	SECTOR 3	LAP TIME	MPH	DIFF	TIME OF DAY
1 -			31.227	2:03.528	78.45	13.722	13:45:57.825
2 -	27.480	52.900	30.813	1:51.193	87.15	1.387	13:47:49.018
3 -	27.485	55.425	33.132	1:56.042	83.51	6.236	13:49:45.060
4 -	27.607	52.104	30.095	1:49.806 (1)	88.25		13:51:34.866
5 -	26.897	52.843	30.524	1:50.264 (2)	87.89	0.458	13:53:25.130
6 -	27.601	53.264	29.986	1:50.851 (3)	87.42	1.045	13:55:15.981
7 -	26.940	53.175	33.372	1:53.487	85.39	3.681	13:57:09.468
8 -	27.613						

P24 501 A		Andy THOMAS		Ginetta GTA			
IDEAL LAP TIME :		BEST LAP TIME : 1:53.128		DIFFERENCE :			
LAP	SECTOR 1	SECTOR 2	SECTOR 3	LAP TIME	MPH	DIFF	TIME OF DAY
1 -				2:05.556	77.18	12.428	13:45:59.853
2 -				1:53.128 (1)	85.66		13:47:52.981
3 -				1:56.581 (3)	83.12	3.453	13:49:49.562
4 -				1:53.625 (2)	85.29	0.497	13:51:43.187

P25 74 G		Stuart BURNETT		Spire GTR			
IDEAL LAP TIME : 2:12.674		BEST LAP TIME : 2:23.552		DIFFERENCE : 10.878			
LAP	SECTOR 1	SECTOR 2	SECTOR 3	LAP TIME	MPH	DIFF	TIME OF DAY
1 -		1:04.393	36.018	2:23.552 (1)	67.51		13:46:17.849
2 -	32.263	1:09.821	IN PIT	4:15.854 P	37.87	1:52.301	13:50:33.703

Endurance North - 25th April 2026 - Oulton Park International

CNC Heads Sports / Saloon Car Championship (Classes A, B, D, G)

RACE 2 - BEST SECTORS

POS	SECTOR 1		SECTOR 2		SECTOR 3		IDEAL / BEST COMPARISON						
	NO	TIME	NO	TIME	NO	TIME	POS	NO	NAME	IDEAL	BEST	DIFF	
										PERFECT LAP	1:41.383		
1	175	24.897	175	48.774	175	27.712	1	175	SOUTHCOTT	1:41.383	1:42.825	1.442	
2	47	25.682	51	50.737	51	28.813	2	51	PATERSON	1:45.320	1:45.845	0.525	
3	51	25.770	47	51.140	47	29.046	3	47	PRIMETT	1:45.868	1:47.028	1.160	
4	99	26.168	27	51.758	99	29.083	4	99	ROBERTS	1:47.111	1:47.263	0.152	
5	62	26.187	151	51.836	144	29.377	5	151	DAVIES	1:47.902	1:48.452	0.550	
6	151	26.600	99	51.860	151	29.466	6	27	WARDLE	1:48.309	1:48.920	0.611	
7	96	26.612	7	52.104	715	29.586	7	144	FOXLOW	1:48.373	1:48.407	0.034	
8	27	26.708	144	52.209	27	29.843	8	62	RANKIN	1:48.570	1:48.998	0.428	
9	144	26.787	96	52.237	96	29.864	9	96	BUCKBY	1:48.713	1:49.490	0.777	
10	7	26.897	62	52.405	62	29.978	10	7	MODRO	1:48.987	1:49.806	0.819	
11	164	27.034	715	52.545	7	29.986	11	715	ARMIGER	1:49.250	1:49.646	0.396	
12	130	27.107	39	52.875	130	30.306	12	39	CRYER	1:50.715	1:51.128	0.413	
13	715	27.119	164	53.787	39	30.475	13	130	DUNN	1:51.276	1:51.806	0.530	
14	972	27.170	130	53.863	972	30.486	14	164	LANDON	1:51.592	1:51.767	0.175	
15	39	27.365	972	54.239	164	30.771	15	972	WRIGHT	1:51.895	1:52.019	0.124	
16	267	28.314	77	55.780	267	31.499	16	267	PRICE	1:55.616	1:56.585	0.969	
17	77	28.564	267	55.803	64	31.637	17	77	PARKER	1:56.151	1:56.367	0.216	
18	64	28.579	64	56.365	77	31.807	18	64	GOODLAD	1:56.581	1:56.918	0.337	
19	970	28.694	970	56.946	149	32.304	19	970	WRIGHT	1:58.017	1:59.042	1.025	
20	149	28.718	149	57.978	970	32.377	20	149	WARBURTON	1:59.000	1:59.301	0.301	
21	25	31.615	53	1:01.552	138	34.859	21	25	CLAXTON	2:08.780	2:09.612	0.832	
22	138	31.770	25	1:02.052	25	35.113	22	138	GRAVELEY	2:08.847	2:09.300	0.453	
23	53	31.927	138	1:02.218	53	35.668	23	53	HAYNES	2:09.147	2:09.361	0.214	
24	74	32.263	74	1:04.393	74	36.018	24	74	BURNETT	2:12.674	2:23.552	10.878	
25							25	501	THOMAS		1:53.128		
26													

Endurance North - 25th April 2026 - Oulton Park International

CNC Heads Sports / Saloon Car Championship (Classes A, B, D, G)

RACE 2 - STATISTICS

Competitors Started 25
Planned Start 2026-04-25 @ 13:25:00.000
Actual Start 2026-04-25 @ 13:43:54.296
Finish Time 2026-04-25 @ 14:04:10.302
Track Length 2.6920mi.
Total Laps 244
Total Distance Covered 656.8549mi.

Session Fastest Lap History

NO	CL	NAME	LAP TIME	TIME OF DAY	LAP	VEHICLE
47	B	Mark PRIMETT	1:54.614	13:45:48.910	1	MG Midget
47	B	Mark PRIMETT	1:48.119	13:47:37.029	2	MG Midget
99	D	Chris ROBERTS	1:47.263	13:47:37.701	2	BMW M4
175	A	Andrew SOUTHCOTT	1:46.233	13:51:51.340	4	MG Midget Lenham
175	A	Andrew SOUTHCOTT	1:44.028	13:53:35.368	5	MG Midget Lenham
175	A	Andrew SOUTHCOTT	1:43.157	13:58:52.609	8	MG Midget Lenham
175	A	Andrew SOUTHCOTT	1:42.825	14:00:35.434	9	MG Midget Lenham

Session Leader History

NO	CL	NAME	FROM LAP	LAPS LED	DISTANCE	VEHICLE
47	B	Mark PRIMETT	1	2	5.38 miles	MG Midget
99	D	Chris ROBERTS	3	6	16.15 miles	BMW M4
175	A	Andrew SOUTHCOTT	9	3	8.07 miles	MG Midget Lenham

Flag History

TYPE	TIME OF DAY
GREEN	13:43:54.296
FINISH	14:04:10.302

Flag Statistics

TYPE	COUNT	TOTAL LAPS	TOTAL TIME
Green	1	11	23:08.647
Red	0	0	0.000
Safety Car	0	0	0.000
FCY	0	0	0.000

Endurance North - 25th April 2026 - Oulton Park International
CNC Heads Sports / Saloon Car Championship (Classes A, B, D, G)
RACE 2 - STATISTICS

CLASS : A

9 Starters

Fastest Lap History

NO	NAME	LAP TIME	TIME OF DAY	LAP	VEHICLE
62	Paul RANKIN	1:58.857	13:45:53.164	1	Westfield Aero Race
62	Paul RANKIN	1:51.240	13:47:44.404	2	Westfield Aero Race
27	Garry WARDLE	1:51.048	13:47:49.578	2	Audi A3
175	Andrew SOUTHCOTT	1:47.933	13:48:15.297	2	MG Midget Lenham
175	Andrew SOUTHCOTT	1:46.233	13:51:51.340	4	MG Midget Lenham
175	Andrew SOUTHCOTT	1:44.028	13:53:35.368	5	MG Midget Lenham
175	Andrew SOUTHCOTT	1:43.157	13:58:52.609	8	MG Midget Lenham
175	Andrew SOUTHCOTT	1:42.825	14:00:35.434	9	MG Midget Lenham

Leader History

NO	NAME	FROM LAP	LAPS LED	DISTANCE	VEHICLE
62	Paul RANKIN	1	7	18.84 miles	Westfield Aero Race
175	Andrew SOUTHCOTT	8	4	10.76 miles	MG Midget Lenham

Endurance North - 25th April 2026 - Oulton Park International
CNC Heads Sports / Saloon Car Championship (Classes A, B, D, G)
RACE 2 - STATISTICS

CLASS : B

10 Starters

Fastest Lap History

NO	NAME	LAP TIME	TIME OF DAY	LAP	VEHICLE
47	Mark PRIMETT	1:54.614	13:45:48.910	1	MG Midget
47	Mark PRIMETT	1:48.119	13:47:37.029	2	MG Midget
51	Roddie PATERSON	1:47.272	13:51:45.514	4	Caterham C400
47	Mark PRIMETT	1:47.028	13:53:23.051	5	MG Midget
51	Roddie PATERSON	1:45.845	14:00:46.190	9	Caterham C400

Leader History

NO	NAME	FROM LAP	LAPS LED	DISTANCE	VEHICLE
47	Mark PRIMETT	1	2	5.38 miles	MG Midget
96	Bod BUCKBY	3	5	13.46 miles	Caterham 7
47	Mark PRIMETT	8	2	5.38 miles	MG Midget
51	Roddie PATERSON	10	2	5.38 miles	Caterham C400

Endurance North - 25th April 2026 - Oulton Park International
CNC Heads Sports / Saloon Car Championship (Classes A, B, D, G)
RACE 2 - STATISTICS

CLASS : D

5 Starters

Fastest Lap History

NO	NAME	LAP TIME	TIME OF DAY	LAP	VEHICLE
99	Chris ROBERTS	1:56.147	13:45:50.437	1	BMW M4
99	Chris ROBERTS	1:47.263	13:47:37.701	2	BMW M4

Leader History

NO	NAME	FROM LAP	LAPS LED	DISTANCE	VEHICLE
99	Chris ROBERTS	1	11	29.61 miles	BMW M4

Endurance North - 25th April 2026 - Oulton Park International
CNC Heads Sports / Saloon Car Championship (Classes A, B, D, G)
RACE 2 - STATISTICS

CLASS : G

1 Starters

Fastest Lap History

NO	NAME	LAP TIME	TIME OF DAY	LAP	VEHICLE
74	Stuart BURNETT	2:23.552	13:46:17.847	1	Spire GTR

Leader History

NO	NAME	FROM LAP	LAPS LED	DISTANCE	VEHICLE
74	Stuart BURNETT	1	2	5.38 miles	Spire GTR

Endurance North - 25th April 2026 - Oulton Park International



CNC engineered gas
flowed cylinder heads
cncheads.co.uk

Sports/Saloon Car Championship Organised by the British Automobile Racing Club (NW Centre)

CNC Heads Sports / Saloon Car Championship (Classes A, B, |

RACE 6 - CLASSIFICATION

Race Distance: 12 Laps / 32.30 miles

POS	NO	CL	PIC	NAME	ENTRY	LAPS	TIME	GAP	DIFF	MPH	BEST	ON	GRD	↑↓
1	99	D	1	Chris ROBERTS	BMW M4	12	21:35.184			89.79	1:45.785	5	1	0
2	51	B	1	Roddie PATERSON	Caterham C400	12	21:45.253	10.069	10.069	89.09	1:47.061	11	3	1
3	1	A	1	Simon ALLAWAY	Lotus Esprit V8	12	21:55.985	20.801	10.732	88.37	1:45.263	6	29	26
4	47	B	2	Mark PRIMETT	MG Midget	12	22:09.402	34.218	13.417	87.47	1:47.850	7	4	0
5	151	B	3	Deri DAVIES	Darrian T90	12	22:15.071	39.887	5.669	87.10	1:48.362	6	19	14
6	27	A	2	Garry WARDLE	Audi A3	12	22:29.067	53.883	13.996	86.20	1:49.249	8	15	9
7	144	B	4	George FOXLOW	Ford Escort RSR	12	22:29.778	54.594	0.711	86.15	1:48.325	4	6	-1
8	96	B	5	Bod BUCKBY	Caterham 7	12	22:30.148	54.964	0.370	86.13	1:48.733	9	11	3
9	164	B	6	Anton LANDON	Fisher Fury	12	22:40.454	1:05.270	10.306	85.48	1:51.743	4	10	1
10	501*	A	3	Andy THOMAS (NO TRANSPONDER)	Ginetta GTA	12	22:49.229	1:14.045	8.775	84.93	1:51.597	12	7	-3
11	39	B	7	Jamie CRYER	Ginetta G20	12	22:50.362	1:15.178	1.133	84.86	1:50.031	11	9	-2
12	972	A	4	Richard WRIGHT	Ginetta G55	12	23:07.718	1:32.534	17.356	83.80	1:52.492	7	13	1
13	64	D	2	Paul GOODLAD	Volkswagen Scirocco	11	22:27.009	1 Lap	1 Lap	79.14	1:59.318	4	22	9
14	53	A	5	Nick HAYNES	TVR Chimaera	10	21:58.374	2 Laps	1 Lap	73.50	2:06.753	10	25	11
15	138	D	3	Simon GRAVELEY	Volkswagen Golf GTI	10	21:58.727	2 Laps	0.353	73.48	2:07.501	8	24	9
16	25	D	4	Robert CLAXTON	Volkswagen Golf Mk3 GTi	10	22:05.743	2 Laps	7.016	73.10	2:08.034	8	26	10

NOT CLASSIFIED

DNF	149	A		Gary WARBURTON	Mini Space frame	8	17:14.387	4 Laps	2 Laps	74.95	2:02.249	3	28	
DNF	175	A		Andrew SOUTHCOTT	MG Midget Lenham	4	7:26.376	8 Laps	4 Laps	86.84	1:45.022	2	5	
DNF	74	G		Stuart BURNETT	Spire GTR	1	2:24.191	11 Laps	3 Laps	67.21	2:24.191	1	27	
DNF	715	B		Andrew ARMIGER	Vauxhall Tigra	1	2:25.333	11 Laps	1.142	66.68			12	
DNF	77	D		Steven PARKER	BMW M235i	1	2:32.264	11 Laps	6.931	63.64			16	
DNF	267	B		Jon PRICE	Vauxhall Tigra	0							21	

NOT STARTED

NS	62	A		Paul RANKIN	Westfield Aero Race									2
NS	130	A		Gavin DUNN	BMW E36 M3									8
NS	86	D		Marshall GROVES	Vauxhall Vectra Challenge									14
NS	7	B		Connor MODRO	Westfield Aero									17
NS	121	A		Jason HENNEFER	Ford Fiesta ST180									18
NS	4	B		Paul MASTERS	Westfield Wide body									20
NS	970	A		Paul WRIGHT	Subaru Impreza									23

FASTEST LAP

175	A	Andrew SOUTHCOTT	MG Midget Lenham	2	1:45.022	92.27 mph	148.50 kph
99	D	Chris ROBERTS	BMW M4	5	1:45.785	91.61 mph	147.43 kph
51	B	Roddie PATERSON	Caterham C400	11	1:47.061	90.52 mph	145.67 kph
74	G	Stuart BURNETT	Spire GTR	1	2:24.191	67.21 mph	108.16 kph

Car 501 - Still no working transponder - this must be resolved before your next race.

Weather / Track : Sunny / Dry

These results are provisional until the conclusion of any judicial and technical matters.

Date: 25/04/2026 Start: 17:20 Finish: 17:41

Oulton Park International: 2.6920 miles

Clerk Of Course: Mark Mitchell

Timekeeper: Sarah Evans



Results can be found at www.tsl-timing.com

Printed - 17:45 Saturday, 25 April 2026



The British Automobile Racing Club

Endurance North - 25th April 2026 - Oulton Park International

CNC Heads Sports / Saloon Car Championship (Classes A, B, D, G)

RACE 6 - LAP CHART

LAP 1 @ 17:22:10.590			LAP 2 @ 17:23:57.910			LAP 3 @ 17:25:45.277			LAP 4 @ 17:27:33.982			LAP 5 @ 17:29:19.767		
NO	BEHIND	LAP TIME	NO	BEHIND	LAP TIME	NO	BEHIND	LAP TIME	NO	BEHIND	LAP TIME	NO	BEHIND	LAP TIME
99		1:54.857	99		1:47.320	175		1:46.979	99		1:47.072	99		1:45.785
51	0.964	1:55.821	175	0.388	1:45.022	99	1.633	1:49.000	51	2.462	1:47.756	51	4.055	1:47.378
175	2.686	1:57.543	51	2.224	1:48.580	51	3.411	1:48.554	175	8.127	1:56.832 P	47	14.517	1:49.203
47	2.727	1:57.584	47	7.046	1:51.639	47	10.134	1:50.455	47	11.099	1:49.670	151	24.070	1:50.455
164	5.612	2:00.469	164	10.823	1:52.531	164	15.810	1:52.354	164	18.848	1:51.743	1	24.117	1:48.578
501	6.151	2:01.008	501	11.314	1:52.483	501	16.771	1:52.824	151	19.400	1:49.418	96	26.532	1:51.296
96	11.160	2:06.017	96	15.699	1:51.859	96	18.437	1:50.105	96	21.021	1:51.289	164	27.382	1:54.319
39	12.336	2:07.193	151	16.520	1:50.815	151	18.687	1:49.534	501	21.115	1:53.049	501	29.674	1:54.343
151	13.025	2:07.882	39	16.976	1:51.960	39	19.873	1:50.264	1	21.324	1:48.858	39	30.119	1:53.467
972	13.179	2:08.036	27	18.729	1:51.555	1	21.171	1:49.222	39	22.437	1:51.269	27	30.221	1:51.367
27	14.494	2:09.351	1	19.316	1:49.331	27	23.579	1:52.217	27	24.639	1:49.765	144	30.385	1:51.195
64	17.299	2:12.156	144	23.557	1:52.692	144	25.355	1:49.165	144	24.975	1:48.325	972	46.063	1:54.393
1	17.305	2:12.162	972	24.201	1:58.342	972	32.020	1:55.186	972	37.455	1:54.140	64	1:07.142	1:59.623
144	18.185	2:13.042	64	29.431	1:59.452	64	42.691	2:00.627	64	53.304	1:59.318	149	1:37.708	2:07.826
138	28.595	2:23.452	149	47.066	2:05.252	149	1:01.948	2:02.249	149	1:15.667	2:02.424			
149	29.134	2:23.991	138	55.693	2:14.418	138	1:20.255	2:11.929	138	1:42.560	2:11.010			
74	29.334	2:24.191	53	56.389	2:13.807	25	1:22.786	2:13.052	25	1:44.554	2:10.473			
53	29.902	2:24.759	25	57.101	2:13.813	53	1:24.105	2:15.083	53	1:45.222	2:09.822			
715	30.476	2:25.333 P												
25	30.608	2:25.465												
77	37.407	2:32.264 P												

Endurance North - 25th April 2026 - Oulton Park International

CNC Heads Sports / Saloon Car Championship (Classes A, B, D, G)

RACE 6 - LAP CHART

LAP 6 @ 17:31:06.951			LAP 7 @ 17:32:53.609			LAP 8 @ 17:34:39.840			LAP 9 @ 17:36:27.225			LAP 10 @ 17:38:14.827		
NO	BEHIND	LAP TIME	NO	BEHIND	LAP TIME	NO	BEHIND	LAP TIME	NO	BEHIND	LAP TIME	NO	BEHIND	LAP TIME
99		1:47.184	99		1:46.658	99		1:46.231	99		1:47.385	99		1:47.602
51	5.756	1:48.885	51	8.225	1:49.127	51	11.053	1:49.059	64	1 Lap	2:01.963	51	11.372	1:47.800
47	19.590	1:52.257	149	1 Lap	2:14.494	47	22.731	1:48.180	51	11.174	1:47.506	64	1 Lap	2:03.874
1	22.196	1:45.263	47	20.782	1:47.850	1	23.764	1:47.818	1	21.800	1:45.421	1	19.889	1:45.691
138	1 Lap	2:12.832	1	22.177	1:46.639	151	31.241	1:49.163	47	23.679	1:48.333	47	32.158	1:56.081
53	1 Lap	2:11.057	151	28.309	1:49.719	96	34.987	1:49.787	151	32.923	1:49.067	151	35.145	1:49.824
25	1 Lap	2:13.374	96	31.431	1:49.565	149	1 Lap	2:11.375	96	36.335	1:48.733	96	39.220	1:50.487
151	25.248	1:48.362	164	40.044	1:54.407	144	45.249	1:49.301	144	47.329	1:49.465	144	49.343	1:49.616
96	28.524	1:49.176	144	42.179	1:54.792	164	45.598	1:51.785	27	47.949	1:49.685	27	49.973	1:49.626
164	32.295	1:52.097	27	42.631	1:53.158	27	45.649	1:49.249	164	51.483	1:53.270	164	56.511	1:52.630
144	34.045	1:50.844	501	47.578	1:56.079	501	55.097	1:53.750	501	1:01.026	1:53.314	501	1:06.205	1:52.781
27	36.131	1:53.094	138	1 Lap	2:12.164	39	1:04.114	1:52.741	149	1 Lap	2:06.776	39	1:10.220	1:50.111
501	38.157	1:55.667	53	1 Lap	2:12.330	972	1:09.498	1:56.095	39	1:07.711	1:50.982	972	1:22.158	1:54.120
39	53.265	2:10.330	25	1 Lap	2:11.924	138	1 Lap	2:09.755	972	1:15.640	1:53.527			
972	53.800	1:54.921	39	57.604	1:50.997	53	1 Lap	2:10.279	138	1 Lap	2:07.501			
64	1:20.286	2:00.328	972	59.634	1:52.492	25	1 Lap	2:10.100	53	1 Lap	2:06.910			
			64	1:33.813	2:00.185				25	1 Lap	2:08.034			

Endurance North - 25th April 2026 - Oulton Park International

CNC Heads Sports / Saloon Car Championship (Classes A, B, D, G)

RACE 6 - LAP CHART

LAP 11 @ 17:40:03.593			LAP 12 @ 17:41:50.917		
NO	BEHIND	LAP TIME	NO	BEHIND	LAP TIME
99		1:48.766	99		1:47.324
138	2 Laps	2:07.502	51	10.069	1:47.726
53	2 Laps	2:07.574	1	20.801	1:48.415
25	2 Laps	2:09.742	53	2 Laps	2:06.753
51	9.667	1:47.061	138	2 Laps	2:08.164
1	19.710	1:48.587	25	2 Laps	2:09.766
47	32.637	1:49.245	47	34.218	1:48.905
64	1 Lap	2:05.414	151	39.887	1:50.578
151	36.633	1:50.254	64	1 Lap	2:04.069
96	41.499	1:51.045	27	53.883	1:50.699
144	50.112	1:49.535	144	54.594	1:51.806
27	50.508	1:49.301	96	54.964	2:00.789
164	59.898	1:52.153	164	1:05.270	1:52.696
501	1:09.772	1:52.333	501	1:14.045	1:51.597
39	1:11.485	1:50.031	39	1:15.178	1:51.017
972	1:26.830	1:53.438	972	1:32.534	1:53.028

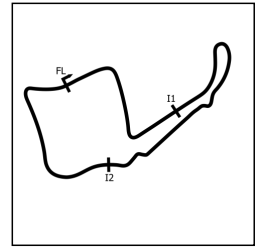
Endurance North - 25th April 2026 - Oulton Park International

CNC Heads Sports / Saloon Car Championship (Classes A, B, D, G)

RACE 6 - POSITION CHART

No	Name	Lap												
		Pos	1	2	3	4	5	6	7	8	9	10	11	12
99	ROBERTS	1	99	99	175	99	99	99	99	99	99	99	99	99
62	RANKIN	2	51	175	99	51	51	51	51	51	51	51	51	51
51	PATERSON	3	175	51	51	175	47	47	47	47	1	1	1	1
47	PRIMETT	4	47	47	47	47	151	1	1	1	47	47	47	47
175	SOUTHCOTT	5	164	164	164	164	1	151	151	151	151	151	151	151
144	FOXLOW	6	501	501	501	151	96	96	96	96	96	96	96	27
501	THOMAS (NO TRANSP	7	96	96	96	96	164	164	164	144	144	144	144	144
130	DUNN	8	39	151	151	501	501	144	144	164	27	27	27	96
39	CRYER	9	151	39	39	1	39	27	27	27	164	164	164	164
164	LANDON	10	972	27	1	39	27	501	501	501	501	501	501	501
96	BUCKBY	11	27	1	27	27	144	39	39	39	39	39	39	39
715	ARMIGER	12	64	144	144	144	972	972	972	972	972	972	972	972
972	WRIGHT	13	1	972	972	972	64	64	64	64	64	64	64	64
86	GROVES	14	144	64	64	64	149	149	149	149	138	53		
27	WARDLE	15	138	149	149	149	138	138	138	138	53	138		
77	PARKER	16	149	138	138	138	53	53	53	53	25	25		
7	MODRO	17	74	53	25	25	25	25	25	25	25			
121	HENNEFER	18	53	25	53	53								
151	DAVIES	19	715											
4	MASTERS	20	25											
267	PRICE	21	77											
64	GOODLAD	22												
970	WRIGHT	23												
138	GRAVELEY	24												
53	HAYNES	25												
25	CLAXTON	26												
74	BURNETT	27												
149	WARBURTON	28												
1	ALLAWAY	29												

Endurance North - 25th April 2026 - Oulton Park International
CNC Heads Sports / Saloon Car Championship (Classes A, B, D, G)
RACE 6 - SECTOR ANALYSIS



SECTOR 1 = FL to I1, SECTOR 2 = I1 to I2, SECTOR 3 = I2 to FL, DIFF = Difference To Personal Best Lap, P = Crossed Finish Line in Pit Lane, D = Time Disallowed

P1 99 D		Chris ROBERTS		BMW M4			
IDEAL LAP TIME : 1:45.472		BEST LAP TIME : 1:45.785		DIFFERENCE : 0.313			
LAP	SECTOR 1	SECTOR 2	SECTOR 3	LAP TIME	MPH	DIFF	TIME OF DAY
1 -		52.015	29.901	1:54.857	84.37	9.072	17:22:10.590
2 -	26.332	51.476	29.512	1:47.320	90.30	1.535	17:23:57.910
3 -	27.147	52.689	29.164	1:49.000	88.91	3.215	17:25:46.910
4 -	26.346	51.277	29.449	1:47.072	90.51	1.287	17:27:33.982
5 -	25.978	50.516	29.291	1:45.785 (1)	91.61		17:29:19.767
6 -	26.872	51.192	29.120	1:47.184	90.41	1.399	17:31:06.951
7 -	26.007	51.240	29.411	1:46.658 (3)	90.86	0.873	17:32:53.609
8 -	26.134	51.119	28.978	1:46.231 (2)	91.22	0.446	17:34:39.840
9 -	26.281	51.372	29.732	1:47.385	90.24	1.600	17:36:27.225
10 -	26.225	51.821	29.556	1:47.602	90.06	1.817	17:38:14.827
11 -	26.431	51.666	30.669	1:48.766	89.10	2.981	17:40:03.593
12 -	26.338	51.541	29.445	1:47.324	90.29	1.539	17:41:50.917

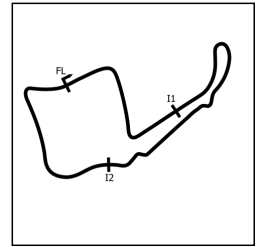
P2 51 B		Roddie PATERSON		Caterham C400			
IDEAL LAP TIME : 1:46.349		BEST LAP TIME : 1:47.061		DIFFERENCE : 0.712			
LAP	SECTOR 1	SECTOR 2	SECTOR 3	LAP TIME	MPH	DIFF	TIME OF DAY
1 -		53.644	29.532	1:55.821	83.67	8.760	17:22:11.554
2 -	26.793	52.436	29.351	1:48.580	89.25	1.519	17:24:00.134
3 -	26.802	52.328	29.424	1:48.554	89.27	1.493	17:25:48.688
4 -	26.368	51.934	29.454	1:47.756	89.93	0.695	17:27:36.444
5 -	26.685	51.138	29.555	1:47.378 (2)	90.25	0.317	17:29:23.822
6 -	26.723	52.817	29.345	1:48.885	89.00	1.824	17:31:12.707
7 -	26.176	53.127	29.824	1:49.127	88.80	2.066	17:33:01.834
8 -	26.923	52.195	29.941	1:49.059	88.86	1.998	17:34:50.893
9 -	26.844	51.534	29.128	1:47.506 (3)	90.14	0.445	17:36:38.399
10 -	26.353	51.707	29.740	1:47.800	89.90	0.739	17:38:26.199
11 -	26.676	51.350	29.035	1:47.061 (1)	90.52		17:40:13.260
12 -	26.953	51.711	29.062	1:47.726	89.96	0.665	17:42:00.986

P3 1 A		Simon ALLAWAY		Lotus Esprit V8			
IDEAL LAP TIME : 1:44.496		BEST LAP TIME : 1:45.263		DIFFERENCE : 0.767			
LAP	SECTOR 1	SECTOR 2	SECTOR 3	LAP TIME	MPH	DIFF	TIME OF DAY
1 -		58.424	32.032	2:12.162	73.32	26.899	17:22:27.895
2 -	26.926	53.417	28.988	1:49.331	88.64	4.068	17:24:17.226
3 -	27.253	53.412	28.557	1:49.222	88.73	3.959	17:26:06.448
4 -	26.077	51.741	31.040	1:48.858	89.02	3.595	17:27:55.306
5 -	26.664	52.866	29.048	1:48.578	89.25	3.315	17:29:43.884
6 -	25.568	50.642	29.053	1:45.263 (1)	92.06		17:31:29.147
7 -	25.297	52.102	29.240	1:46.639	90.87	1.376	17:33:15.786
8 -	27.394	51.559	28.865	1:47.818	89.88	2.555	17:35:03.604
9 -	25.519	51.199	28.703	1:45.421 (2)	91.92	0.158	17:36:49.025
10 -	25.380	50.977	29.334	1:45.691 (3)	91.69	0.428	17:38:34.716
11 -	26.663	52.423	29.501	1:48.587	89.24	3.324	17:40:23.303
12 -	26.158	52.442	29.815	1:48.415	89.39	3.152	17:42:11.718

Endurance North - 25th April 2026 - Oulton Park International

CNC Heads Sports / Saloon Car Championship (Classes A, B, D, G)

RACE 6 - SECTOR ANALYSIS



SECTOR 1 = FL to I1, SECTOR 2 = I1 to I2, SECTOR 3 = I2 to FL, DIFF = Difference To Personal Best Lap, P = Crossed Finish Line in Pit Lane, D = Time Disallowed

P4 47 B		Mark PRIMETT		MG Midget			
IDEAL LAP TIME : 1:47.102		BEST LAP TIME : 1:47.850		DIFFERENCE : 0.748			
LAP	SECTOR 1	SECTOR 2	SECTOR 3	LAP TIME	MPH	DIFF	TIME OF DAY
1 -		53.937	30.239	1:57.584	82.42	9.734	17:22:13.317
2 -	27.683	53.466	30.490	1:51.639	86.80	3.789	17:24:04.956
3 -	27.151	53.055	30.249	1:50.455	87.73	2.605	17:25:55.411
4 -	27.211	52.247	30.212	1:49.670	88.36	1.820	17:27:45.081
5 -	27.323	51.966	29.914	1:49.203	88.74	1.353	17:29:34.284
6 -	26.853	53.263	32.141	1:52.257	86.33	4.407	17:31:26.541
7 -	26.363	51.368	30.119	1:47.850 (1)	89.85		17:33:14.391
8 -	27.368	51.036	29.776	1:48.180 (2)	89.58	0.330	17:35:02.571
9 -	26.474	51.993	29.866	1:48.333 (3)	89.45	0.483	17:36:50.904
10 -	26.290	59.308	30.483	1:56.081	83.48	8.231	17:38:46.985
11 -	26.300	52.493	30.452	1:49.245	88.71	1.395	17:40:36.230
12 -	26.741	52.107	30.057	1:48.905	88.98	1.055	17:42:25.135

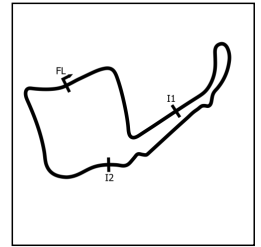
P5 151 B		Deri DAVIES		Darrian T90			
IDEAL LAP TIME : 1:48.024		BEST LAP TIME : 1:48.362		DIFFERENCE : 0.338			
LAP	SECTOR 1	SECTOR 2	SECTOR 3	LAP TIME	MPH	DIFF	TIME OF DAY
1 -		57.336	32.058	2:07.882	75.78	19.520	17:22:23.615
2 -	28.159	52.312	30.344	1:50.815	87.45	2.453	17:24:14.430
3 -	26.928	52.816	29.790	1:49.534	88.47	1.172	17:26:03.964
4 -	26.738	52.929	29.751	1:49.418	88.57	1.056	17:27:53.382
5 -	27.017	53.372	30.066	1:50.455	87.73	2.093	17:29:43.837
6 -	27.076	51.541	29.745	1:48.362 (1)	89.43		17:31:32.199
7 -	27.632	52.094	29.993	1:49.719	88.32	1.357	17:33:21.918
8 -	26.812	52.403	29.948	1:49.163 (3)	88.77	0.801	17:35:11.081
9 -	27.124	52.112	29.831	1:49.067 (2)	88.85	0.705	17:37:00.148
10 -	27.179	52.623	30.022	1:49.824	88.24	1.462	17:38:49.972
11 -	27.749	52.184	30.321	1:50.254	87.89	1.892	17:40:40.226
12 -	27.337	52.477	30.764	1:50.578	87.64	2.216	17:42:30.804

P6 27 A		Garry WARDLE		Audi A3			
IDEAL LAP TIME : 1:48.635		BEST LAP TIME : 1:49.249		DIFFERENCE : 0.614			
LAP	SECTOR 1	SECTOR 2	SECTOR 3	LAP TIME	MPH	DIFF	TIME OF DAY
1 -		57.676	32.982	2:09.351	74.92	20.102	17:22:25.084
2 -	27.728	53.325	30.502	1:51.555	86.87	2.306	17:24:16.639
3 -	28.085	54.131	30.001	1:52.217	86.36	2.968	17:26:08.856
4 -	27.101	52.715	29.949	1:49.765	88.29	0.516	17:27:58.621
5 -	27.243	52.848	31.276	1:51.367	87.02	2.118	17:29:49.988
6 -	28.127	54.658	30.309	1:53.094	85.69	3.845	17:31:43.082
7 -	26.778	56.078	30.302	1:53.158	85.64	3.909	17:33:36.240
8 -	26.516	52.466	30.267	1:49.249 (1)	88.70		17:35:25.489
9 -	27.413	52.192	30.080	1:49.685	88.35	0.436	17:37:15.174
10 -	26.805	52.527	30.294	1:49.626 (3)	88.40	0.377	17:39:04.800
11 -	26.704	52.578	30.019	1:49.301 (2)	88.66	0.052	17:40:54.101
12 -	26.494	52.770	31.435	1:50.699	87.54	1.450	17:42:44.800

Endurance North - 25th April 2026 - Oulton Park International

CNC Heads Sports / Saloon Car Championship (Classes A, B, D, G)

RACE 6 - SECTOR ANALYSIS



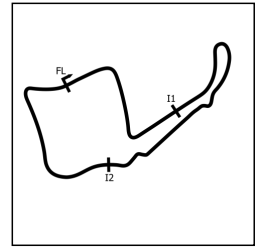
SECTOR 1 = FL to I1, SECTOR 2 = I1 to I2, SECTOR 3 = I2 to FL, DIFF = Difference To Personal Best Lap, P = Crossed Finish Line in Pit Lane, D = Time Disallowed

P7 144 B		George FOXLOW		Ford Escort RSR			
IDEAL LAP TIME : 1:48.213		BEST LAP TIME : 1:48.325		DIFFERENCE : 0.112			
LAP	SECTOR 1	SECTOR 2	SECTOR 3	LAP TIME	MPH	DIFF	TIME OF DAY
1 -		57.831	32.147	2:13.042	72.84	24.717	17:22:28.775
2 -	28.522	53.252	30.918	1:52.692	85.99	4.367	17:24:21.467
3 -	26.999	52.387	29.779	1:49.165 (2)	88.77	0.840	17:26:10.632
4 -	26.843	51.796	29.686	1:48.325 (1)	89.46		17:27:58.957
5 -	27.120	52.898	31.177	1:51.195	87.15	2.870	17:29:50.152
6 -	27.859	53.285	29.700	1:50.844	87.43	2.519	17:31:40.996
7 -	26.774	57.912	30.106	1:54.792	84.42	6.467	17:33:35.788
8 -	26.731	52.214	30.356	1:49.301 (3)	88.66	0.976	17:35:25.089
9 -	27.031	52.581	29.853	1:49.465	88.53	1.140	17:37:14.554
10 -	27.031	52.573	30.012	1:49.616	88.41	1.291	17:39:04.170
11 -	26.906	52.640	29.989	1:49.535	88.47	1.210	17:40:53.705
12 -	26.906	53.795	31.105	1:51.806	86.67	3.481	17:42:45.511

P8 96 B		Bod BUCKBY		Caterham 7			
IDEAL LAP TIME : 1:48.233		BEST LAP TIME : 1:48.733		DIFFERENCE : 0.500			
LAP	SECTOR 1	SECTOR 2	SECTOR 3	LAP TIME	MPH	DIFF	TIME OF DAY
1 -		56.489	32.274	2:06.017	76.90	17.284	17:22:21.750
2 -	27.559	53.426	30.874	1:51.859	86.63	3.126	17:24:13.609
3 -	27.071	53.041	29.993	1:50.105	88.01	1.372	17:26:03.714
4 -	26.674	53.493	31.122	1:51.289	87.08	2.556	17:27:55.003
5 -	27.091	53.106	31.099	1:51.296	87.07	2.563	17:29:46.299
6 -	27.209	51.812	30.155	1:49.176 (2)	88.76	0.443	17:31:35.475
7 -	27.190	52.305	30.070	1:49.565 (3)	88.45	0.832	17:33:25.040
8 -	26.623	52.536	30.628	1:49.787	88.27	1.054	17:35:14.827
9 -	27.123	51.665	29.945	1:48.733 (1)	89.12		17:37:03.560
10 -	26.954	52.468	31.065	1:50.487	87.71	1.754	17:38:54.047
11 -	27.316	51.910	31.819	1:51.045	87.27	2.312	17:40:45.092
12 -	30.125	57.775	32.889	2:00.789	80.23	12.056	17:42:45.881

P9 164 B		Anton LANDON		Fisher Fury			
IDEAL LAP TIME : 1:51.075		BEST LAP TIME : 1:51.743		DIFFERENCE : 0.668			
LAP	SECTOR 1	SECTOR 2	SECTOR 3	LAP TIME	MPH	DIFF	TIME OF DAY
1 -		55.403	30.948	2:00.469	80.44	8.726	17:22:16.202
2 -	27.134	54.486	30.911	1:52.531	86.12	0.788	17:24:08.733
3 -	27.311	54.124	30.919	1:52.354	86.25	0.611	17:26:01.087
4 -	27.394	53.648	30.701	1:51.743 (1)	86.72		17:27:52.830
5 -	27.414	54.500	32.405	1:54.319	84.77	2.576	17:29:47.149
6 -	27.316	54.064	30.717	1:52.097 (3)	86.45	0.354	17:31:39.246
7 -	27.013	56.427	30.967	1:54.407	84.70	2.664	17:33:33.653
8 -	27.366	53.361	31.058	1:51.785 (2)	86.69	0.042	17:35:25.438
9 -	28.481	53.550	31.239	1:53.270	85.55	1.527	17:37:18.708
10 -	27.393	53.557	31.680	1:52.630	86.04	0.887	17:39:11.338
11 -	27.148	53.789	31.216	1:52.153	86.41	0.410	17:41:03.491
12 -	27.277	54.046	31.373	1:52.696	85.99	0.953	17:42:56.187

Endurance North - 25th April 2026 - Oulton Park International
CNC Heads Sports / Saloon Car Championship (Classes A, B, D, G)
RACE 6 - SECTOR ANALYSIS



SECTOR 1 = FL to I1, SECTOR 2 = I1 to I2, SECTOR 3 = I2 to FL, DIFF = Difference To Personal Best Lap, P = Crossed Finish Line in Pit Lane, D = Time Disallowed

P10 501 A		Andy THOMAS (NO TRANSPONDER)		Ginetta GTA			
IDEAL LAP TIME :		BEST LAP TIME : 1:51.597		DIFFERENCE :			
LAP	SECTOR 1	SECTOR 2	SECTOR 3	LAP TIME	MPH	DIFF	TIME OF DAY
1 -				2:01.008	80.08	9.411	17:22:16.741
2 -				1:52.483 (3)	86.15	0.886	17:24:09.224
3 -				1:52.824	85.89	1.227	17:26:02.048
4 -				1:53.049	85.72	1.452	17:27:55.097
5 -				1:54.343	84.75	2.746	17:29:49.441
6 -				1:55.667	83.78	4.070	17:31:45.108
7 -				1:56.079	83.48	4.482	17:33:41.187
8 -				1:53.750	85.19	2.153	17:35:34.937
9 -				1:53.314	85.52	1.717	17:37:28.251
10 -				1:52.781	85.93	1.184	17:39:21.032
11 -				1:52.333 (2)	86.27	0.736	17:41:13.365
12 -				1:51.597 (1)	86.84		17:43:04.962

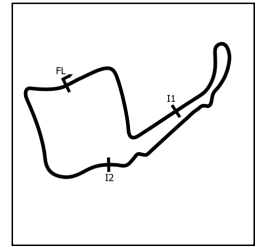
P11 39 B		Jamie CRYER		Ginetta G20			
IDEAL LAP TIME : 1:49.388		BEST LAP TIME : 1:50.031		DIFFERENCE : 0.643			
LAP	SECTOR 1	SECTOR 2	SECTOR 3	LAP TIME	MPH	DIFF	TIME OF DAY
1 -		57.228	31.860	2:07.193	76.19	17.162	17:22:22.926
2 -	27.797	53.092	31.071	1:51.960	86.56	1.929	17:24:14.886
3 -	27.653	52.586	30.025	1:50.264 (3)	87.89	0.233	17:26:05.150
4 -	27.644	53.228	30.397	1:51.269	87.09	1.238	17:27:56.419
5 -	27.570	54.455	31.442	1:53.467	85.41	3.436	17:29:49.886
6 -	27.850	1:11.726	30.754	2:10.330	74.35	20.299	17:32:00.216
7 -	27.702	53.004	30.291	1:50.997	87.31	0.966	17:33:51.213
8 -	27.440	54.723	30.578	1:52.741	85.96	2.710	17:35:43.954
9 -	27.609	52.768	30.605	1:50.982	87.32	0.951	17:37:34.936
10 -	27.584	52.254	30.273	1:50.111 (2)	88.01	0.080	17:39:25.047
11 -	27.109	52.783	30.139	1:50.031 (1)	88.07		17:41:15.078
12 -	27.550	53.027	30.440	1:51.017	87.29	0.986	17:43:06.095

P12 972 A		Richard WRIGHT		Ginetta G55			
IDEAL LAP TIME : 1:52.093		BEST LAP TIME : 1:52.492		DIFFERENCE : 0.399			
LAP	SECTOR 1	SECTOR 2	SECTOR 3	LAP TIME	MPH	DIFF	TIME OF DAY
1 -		57.583	32.937	2:08.036	75.69	15.544	17:22:23.769
2 -	29.076	57.598	31.668	1:58.342	81.89	5.850	17:24:22.111
3 -	28.321	55.380	31.485	1:55.186	84.13	2.694	17:26:17.297
4 -	28.046	55.080	31.014	1:54.140	84.90	1.648	17:28:11.437
5 -	28.301	54.567	31.525	1:54.393	84.71	1.901	17:30:05.830
6 -	28.336	55.863	30.722	1:54.921	84.33	2.429	17:32:00.751
7 -	28.040	53.749	30.703	1:52.492 (1)	86.15		17:33:53.243
8 -	27.736	55.742	32.617	1:56.095	83.47	3.603	17:35:49.338
9 -	28.069	54.244	31.214	1:53.527	85.36	1.035	17:37:42.865
10 -	28.077	55.183	30.860	1:54.120	84.92	1.628	17:39:36.985
11 -	27.641	54.600	31.197	1:53.438 (3)	85.43	0.946	17:41:30.423
12 -	27.905	54.285	30.838	1:53.028 (2)	85.74	0.536	17:43:23.451

Endurance North - 25th April 2026 - Oulton Park International

CNC Heads Sports / Saloon Car Championship (Classes A, B, D, G)

RACE 6 - SECTOR ANALYSIS



SECTOR 1 = FL to I1, SECTOR 2 = I1 to I2, SECTOR 3 = I2 to FL, DIFF = Difference To Personal Best Lap, P = Crossed Finish Line in Pit Lane, D = Time Disallowed

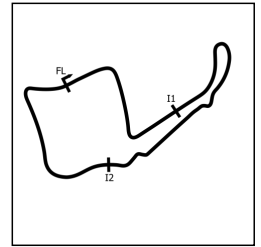
P13 64 D		Paul GOODLAD		Volkswagen Scirocco			
IDEAL LAP TIME : 1:58.816		BEST LAP TIME : 1:59.318		DIFFERENCE : 0.502			
LAP	SECTOR 1	SECTOR 2	SECTOR 3	LAP TIME	MPH	DIFF	TIME OF DAY
1 -		1:00.316	32.669	2:12.156	73.33	12.838	17:22:27.889
2 -	29.273	57.987	32.192	1:59.452 (2)	81.13	0.134	17:24:27.341
3 -	30.212	58.037	32.378	2:00.627	80.34	1.309	17:26:27.968
4 -	29.345	57.567	32.406	1:59.318 (1)	81.22		17:28:27.286
5 -	29.495	57.351	32.777	1:59.623 (3)	81.01	0.305	17:30:26.909
6 -	29.891	57.559	32.878	2:00.328	80.54	1.010	17:32:27.237
7 -	29.337	57.900	32.948	2:00.185	80.63	0.867	17:34:27.422
8 -	29.951	58.162	33.850	2:01.963	79.46	2.645	17:36:29.385
9 -	30.281	59.965	33.628	2:03.874	78.23	4.556	17:38:33.259
10 -	31.378	59.658	34.378	2:05.414	77.27	6.096	17:40:38.673
11 -	31.076	58.833	34.160	2:04.069	78.11	4.751	17:42:42.742

P14 53 A		Nick HAYNES		TVR Chimaera			
IDEAL LAP TIME : 2:06.561		BEST LAP TIME : 2:06.753		DIFFERENCE : 0.192			
LAP	SECTOR 1	SECTOR 2	SECTOR 3	LAP TIME	MPH	DIFF	TIME OF DAY
1 -		1:03.967	37.454	2:24.759	66.94	18.006	17:22:40.492
2 -	33.033	1:05.010	35.764	2:13.807	72.42	7.054	17:24:54.299
3 -	32.444	1:06.433	36.206	2:15.083	71.74	8.330	17:27:09.382
4 -	32.535	1:02.047	35.240	2:09.822	74.65	3.069	17:29:19.204
5 -	32.846	1:02.098	36.113	2:11.057	73.94	4.304	17:31:30.261
6 -	32.127	1:04.085	36.118	2:12.330	73.23	5.577	17:33:42.591
7 -	32.474	1:02.095	35.710	2:10.279	74.38	3.526	17:35:52.870
8 -	31.586	1:00.395	34.929	2:06.910 (2)	76.36	0.157	17:37:59.780
9 -	31.602	1:00.816	35.156	2:07.574 (3)	75.96	0.821	17:40:07.354
10 -	31.583	1:00.587	34.583	2:06.753 (1)	76.45		17:42:14.107

P15 138 D		Simon GRAVELEY		Volkswagen Golf GTI			
IDEAL LAP TIME : 2:06.566		BEST LAP TIME : 2:07.501		DIFFERENCE : 0.935			
LAP	SECTOR 1	SECTOR 2	SECTOR 3	LAP TIME	MPH	DIFF	TIME OF DAY
1 -		1:04.807	37.406	2:23.452	67.55	15.951	17:22:39.185
2 -	32.802	1:05.596	36.020	2:14.418	72.09	6.917	17:24:53.603
3 -	32.016	1:04.073	35.840	2:11.929	73.45	4.428	17:27:05.532
4 -	32.192	1:02.952	35.866	2:11.010	73.97	3.509	17:29:16.542
5 -	32.934	1:03.228	36.670	2:12.832	72.95	5.331	17:31:29.374
6 -	32.609	1:03.542	36.013	2:12.164	73.32	4.663	17:33:41.538
7 -	32.315	1:01.978	35.462	2:09.755	74.68	2.254	17:35:51.293
8 -	31.763	1:00.947	34.791	2:07.501 (1)	76.00		17:37:58.794
9 -	31.745	1:00.668	35.089	2:07.502 (2)	76.00	0.001	17:40:06.296
10 -	31.107	1:01.096	35.961	2:08.164 (3)	75.61	0.663	17:42:14.460

P16 25 D		Robert CLAXTON		Volkswagen Golf Mk3 GTI			
IDEAL LAP TIME : 2:08.034		BEST LAP TIME : 2:08.034		DIFFERENCE : 0.000			
LAP	SECTOR 1	SECTOR 2	SECTOR 3	LAP TIME	MPH	DIFF	TIME OF DAY
1 -		1:04.997	36.607	2:25.465	66.62	17.431	17:22:41.198
2 -	32.657	1:05.127	36.029	2:13.813	72.42	5.779	17:24:55.011
3 -	32.274	1:05.070	35.708	2:13.052	72.83	5.018	17:27:08.063
4 -	32.695	1:02.326	35.452	2:10.473	74.27	2.439	17:29:18.536
5 -	32.398	1:04.706	36.270	2:13.374	72.66	5.340	17:31:31.910
6 -	31.484	1:04.626	35.814	2:11.924	73.46	3.890	17:33:43.834
7 -	32.018	1:02.675	35.407	2:10.100	74.49	2.066	17:35:53.934
8 -	31.420	1:01.692	34.922	2:08.034 (1)	75.69		17:38:01.968
9 -	31.514	1:03.101	35.127	2:09.742 (2)	74.69	1.708	17:40:11.710
10 -	31.684	1:02.148	35.934	2:09.766 (3)	74.68	1.732	17:42:21.476

Endurance North - 25th April 2026 - Oulton Park International
CNC Heads Sports / Saloon Car Championship (Classes A, B, D, G)
RACE 6 - SECTOR ANALYSIS



SECTOR 1 = FL to I1, SECTOR 2 = I1 to I2, SECTOR 3 = I2 to FL, DIFF = Difference To Personal Best Lap, P = Crossed Finish Line in Pit Lane, D = Time Disallowed

P17 149 A Gary WARBURTON		Mini Space frame					
IDEAL LAP TIME : 2:02.007		BEST LAP TIME : 2:02.249		DIFFERENCE : 0.242			
LAP	SECTOR 1	SECTOR 2	SECTOR 3	LAP TIME	MPH	DIFF	TIME OF DAY
1 -		1:03.991	37.512	2:23.991	67.30	21.742	17:22:39.724
2 -	30.886	1:00.329	34.037	2:05.252 (3)	77.37	3.003	17:24:44.976
3 -	29.785	59.369	33.095	2:02.249 (1)	79.27		17:26:47.225
4 -	29.854	59.127	33.443	2:02.424 (2)	79.16	0.175	17:28:49.649
5 -	30.154	59.451	38.221	2:07.826	75.81	5.577	17:30:57.475
6 -	32.961	1:03.756	37.777	2:14.494	72.05	12.245	17:33:11.969
7 -	31.860	1:03.890	35.625	2:11.375	73.76	9.126	17:35:23.344
8 -	31.881	59.913	34.982	2:06.776	76.44	4.527	17:37:30.120
9 -	35.109						

P18 175 A Andrew SOUTHCOTT		MG Midget Lenham					
IDEAL LAP TIME : 1:44.928		BEST LAP TIME : 1:45.022		DIFFERENCE : 0.094			
LAP	SECTOR 1	SECTOR 2	SECTOR 3	LAP TIME	MPH	DIFF	TIME OF DAY
1 -		52.622	29.830	1:57.543 (3)	82.44	12.521	17:22:13.276
2 -	25.803	50.412	28.807	1:45.022 (1)	92.27		17:23:58.298
3 -	26.153	52.006	28.820	1:46.979 (2)	90.59	1.957	17:25:45.277
4 -	25.709	52.071	IN PIT	1:56.832 P	82.95	11.810	17:27:42.109

P19 74 G Stuart BURNETT		Spire GTR					
IDEAL LAP TIME : 2:11.023		BEST LAP TIME : 2:24.191		DIFFERENCE : 13.168			
LAP	SECTOR 1	SECTOR 2	SECTOR 3	LAP TIME	MPH	DIFF	TIME OF DAY
1 -		1:02.303	36.404	2:24.191 (1)	67.21		17:22:39.924
2 -	32.316						

P20 715 B Andrew ARMIGER		Vauxhall Tigra					
IDEAL LAP TIME :		BEST LAP TIME :		DIFFERENCE :			
LAP	SECTOR 1	SECTOR 2	SECTOR 3	LAP TIME	MPH	DIFF	TIME OF DAY
1 -		57.120	IN PIT	2:25.333 P	66.68		17:22:41.066

P21 77 D Steven PARKER		BMW M235i					
IDEAL LAP TIME :		BEST LAP TIME :		DIFFERENCE :			
LAP	SECTOR 1	SECTOR 2	SECTOR 3	LAP TIME	MPH	DIFF	TIME OF DAY
1 -		1:04.511	IN PIT	2:32.264 P	63.64		17:22:47.997

P22 267 B Jon PRICE		Vauxhall Tigra					
IDEAL LAP TIME :		BEST LAP TIME :		DIFFERENCE :			
LAP	SECTOR 1	SECTOR 2	SECTOR 3	LAP TIME	MPH	DIFF	TIME OF DAY
1 -		1:13.560					

Endurance North - 25th April 2026 - Oulton Park International

CNC Heads Sports / Saloon Car Championship (Classes A, B, D, G)

RACE 6 - BEST SECTORS

SECTOR 1			SECTOR 2		SECTOR 3		IDEAL / BEST COMPARISON						
POS	NO	TIME	NO	TIME	NO	TIME	POS	NO	NAME	IDEAL	BEST	DIFF	
										PERFECT LAP	1:44.266		
1	1	25.297	175	50.412	1	28.557	1	1	ALLAWAY	1:44.496	1:45.263	0.767	
2	175	25.709	99	50.516	175	28.807	2	175	SOUTHCOTT	1:44.928	1:45.022	0.094	
3	99	25.978	1	50.642	99	28.978	3	99	ROBERTS	1:45.472	1:45.785	0.313	
4	51	26.176	47	51.036	51	29.035	4	51	PATERSON	1:46.349	1:47.061	0.712	
5	47	26.290	51	51.138	144	29.686	5	47	PRIMETT	1:47.102	1:47.850	0.748	
6	27	26.494	151	51.541	151	29.745	6	151	DAVIES	1:48.024	1:48.362	0.338	
7	96	26.623	96	51.665	47	29.776	7	144	FOXLOW	1:48.213	1:48.325	0.112	
8	144	26.731	144	51.796	96	29.945	8	96	BUCKBY	1:48.233	1:48.733	0.500	
9	151	26.738	27	52.192	27	29.949	9	27	WARDLE	1:48.635	1:49.249	0.614	
10	164	27.013	39	52.254	39	30.025	10	39	CRYER	1:49.388	1:50.031	0.643	
11	39	27.109	164	53.361	164	30.701	11	164	LANDON	1:51.075	1:51.743	0.668	
12	972	27.641	972	53.749	972	30.703	12	972	WRIGHT	1:52.093	1:52.492	0.399	
13	64	29.273	715	57.120	64	32.192	13	64	GOODLAD	1:58.816	1:59.318	0.502	
14	149	29.785	64	57.351	149	33.095	14	149	WARBURTON	2:02.007	2:02.249	0.242	
15	138	31.107	149	59.127	53	34.583	15	53	HAYNES	2:06.561	2:06.753	0.192	
16	25	31.420	53	1:00.395	138	34.791	16	138	GRAVELEY	2:06.566	2:07.501	0.935	
17	53	31.583	138	1:00.668	25	34.922	17	25	CLAXTON	2:08.034	2:08.034	0.000	
18	74	32.316	25	1:01.692	74	36.404	18	74	BURNETT	2:11.023	2:24.191	13.168	
19			74	1:02.303			19	715	ARMIGER				
20			77	1:04.511			20	501	THOMAS (NO TRANSPONDER)		1:51.597		
21			267	1:13.560			21	77	PARKER				
22													

Endurance North - 25th April 2026 - Oulton Park International

CNC Heads Sports / Saloon Car Championship (Classes A, B, D, G)

RACE 6 - STATISTICS

Competitors Started 22
Planned Start 2026-04-25 @ 16:50:00.000
Actual Start 2026-04-25 @ 17:20:15.732
Finish Time 2026-04-25 @ 17:41:50.611
Track Length 2.6920mi.
Total Laps 200
Total Distance Covered 538.4057mi.

Session Fastest Lap History

NO	CL	NAME	LAP TIME	TIME OF DAY	LAP	VEHICLE
99	D	Chris ROBERTS	1:54.857	17:22:10.584	1	BMW M4
99	D	Chris ROBERTS	1:47.320	17:23:57.904	2	BMW M4
175	A	Andrew SOUTHCOTT	1:45.022	17:23:58.297	2	MG Midget Lenham

Session Leader History

NO	CL	NAME	FROM LAP	LAPS LED	DISTANCE	VEHICLE
99	D	Chris ROBERTS	1	2	5.38 miles	BMW M4
175	A	Andrew SOUTHCOTT	3	1	2.69 miles	MG Midget Lenham
99	D	Chris ROBERTS	4	9	24.22 miles	BMW M4

Flag History

TYPE	TIME OF DAY
GREEN	17:20:15.732
FINISH	17:41:50.611

Flag Statistics

TYPE	COUNT	TOTAL LAPS	TOTAL TIME
Green	1	12	23:34.354
Red	0	0	0.000
Safety Car	0	0	0.000
FCY	0	0	0.000

Endurance North - 25th April 2026 - Oulton Park International
CNC Heads Sports / Saloon Car Championship (Classes A, B, D, G)
RACE 6 - STATISTICS

CLASS : A

7 Starters

Fastest Lap History

NO	NAME	LAP TIME	TIME OF DAY	LAP	VEHICLE
175	Andrew SOUTHCOTT	1:57.543	17:22:13.276	1	MG Midget Lenham
175	Andrew SOUTHCOTT	1:45.022	17:23:58.297	2	MG Midget Lenham

Leader History

NO	NAME	FROM LAP	LAPS LED	DISTANCE	VEHICLE
175	Andrew SOUTHCOTT	1	4	10.76 miles	MG Midget Lenham
1	Simon ALLAWAY	5	8	21.53 miles	Lotus Esprit V8

Endurance North - 25th April 2026 - Oulton Park International
CNC Heads Sports / Saloon Car Championship (Classes A, B, D, G)
RACE 6 - STATISTICS

CLASS : B

9 Starters

Fastest Lap History

NO	NAME	LAP TIME	TIME OF DAY	LAP	VEHICLE
51	Roddie PATERSON	1:55.821	17:22:11.547	1	Caterham C400
51	Roddie PATERSON	1:48.580	17:24:00.127	2	Caterham C400
51	Roddie PATERSON	1:48.554	17:25:48.683	3	Caterham C400
51	Roddie PATERSON	1:47.756	17:27:36.438	4	Caterham C400
51	Roddie PATERSON	1:47.378	17:29:23.816	5	Caterham C400
51	Roddie PATERSON	1:47.061	17:40:13.254	11	Caterham C400

Leader History

NO	NAME	FROM LAP	LAPS LED	DISTANCE	VEHICLE
51	Roddie PATERSON	1	12	32.30 miles	Caterham C400

Endurance North - 25th April 2026 - Oulton Park International
CNC Heads Sports / Saloon Car Championship (Classes A, B, D, G)
RACE 6 - STATISTICS

CLASS : D

5 Starters

Fastest Lap History

NO	NAME	LAP TIME	TIME OF DAY	LAP	VEHICLE
99	Chris ROBERTS	1:54.857	17:22:10.584	1	BMW M4
99	Chris ROBERTS	1:47.320	17:23:57.904	2	BMW M4
99	Chris ROBERTS	1:47.072	17:27:33.976	4	BMW M4
99	Chris ROBERTS	1:45.785	17:29:19.761	5	BMW M4

Leader History

NO	NAME	FROM LAP	LAPS LED	DISTANCE	VEHICLE
99	Chris ROBERTS	1	12	32.30 miles	BMW M4

Endurance North - 25th April 2026 - Oulton Park International
CNC Heads Sports / Saloon Car Championship (Classes A, B, D, G)
RACE 6 - STATISTICS

CLASS : G

1 Starters

Fastest Lap History

NO	NAME	LAP TIME	TIME OF DAY	LAP	VEHICLE
74	Stuart BURNETT	2:24.191	17:22:39.922	1	Spire GTR

Leader History

NO	NAME	FROM LAP	LAPS LED	DISTANCE	VEHICLE
74	Stuart BURNETT	1	1	2.69 miles	Spire GTR